

# 2012 ANNUAL REPORT

GRAND STRAND WATER  
& SEWER AUTHORITY



## Board of Directors

*pictured left to right*

J. Liston Wells - Member  
Wilbur M. James - Member  
Richard G. Singleton, II - Member  
Sidney F. Thompson - Chairman  
Robert L. Rabon - Member  
Benjy A. Hardee - Vice Chairman  
Robert M. Floyd, Jr. - Member  
John C. Griggs - Secretary  
Arnold T. Johnson - Member



## Commitment That Counts In Every Drop



### Facilities & Infrastructure

GSWSA oversees 11 treatment plants and 657 pumping stations. Ensuring our facilities are well maintained, secure and incorporate the most up-to-date proven systems is our priority. GSWSA also maintains over 1,500 miles of sewer lines and nearly 1,700 miles of water distribution lines.

### Growth

GSWSA's service area is strong in part due to its diversity led by tourism and agriculture. With the local economy experiencing moderate growth in 2012, GSWSA added over 1,500 customers.

### Capital Investment

Investing in new infrastructure and improvements to existing infrastructure is important to keep our communities growing and prospering in the future.

GSWSA invested over \$2 million for the SCDOT Backgate Interchange Water and Wastewater Relocations and approximately \$392,000 for the SCDOT Aynor Overpass Water and Wastewater Relocations. Additionally, around \$5 million was invested to extend water and sewer lines into the rural communities of Horry County. Finally, nearly \$1 million was invested for completion of the Sellers to Latta Force Main.

### Our Focus

With more than 73,000 customers, we are dedicated to providing exceptional service today and planning

for the needs of our communities tomorrow. Whether it's ensuring we have appropriate plant capacity to accommodate future growth or being able to deliver treated water in the event of an emergency through our aquifer storage and recovery program, GSWSA is routinely analyzing and implementing the necessary strategies to provide the services you depend on in a fiscally and environmentally responsible manner.



**Fred Richardson**  
Chief Executive Officer  
Grand Strand Water  
& Sewer Authority

### Reliable. Affordable. Efficient.

Grand Strand Water & Sewer Authority is committed to efficiently delivering reliable, high quality water and providing cost-effective wastewater services. In 2012, GSWSA treated and distributed over 14.71 billion gallons of water and treated over 9.95 billion gallons of wastewater. The typical residential bill based on an average monthly consumption of 8,000 gallons was \$42.80 - lower than most coastal communities throughout South Carolina.

We are proud to present the following Annual Report for fiscal year 2012. From the entire staff and our Board of Directors, it is a privilege to serve you.





**Marguerite Carroll**

Chief Financial Officer

Grand Strand Water  
& Sewer Authority

### Financial Summary for FY 2012

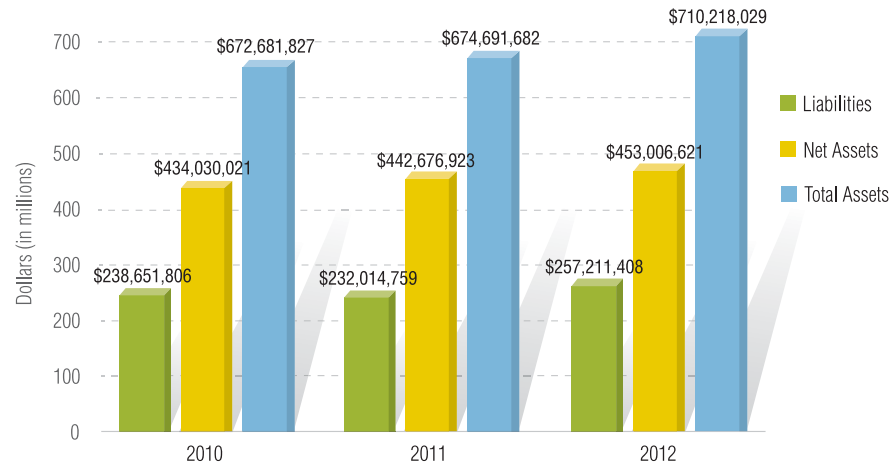
Grand Strand Water & Sewer Authority’s financial records for the fiscal year ending June 30, 2012 have been audited by Elliott Davis, LLC. In their opinion, the basic financial statements present fairly, in all material respects, the respective financial position and cash flows in accordance with Generally Accepted Accounting Principles and the Government Auditing Standards Board.

GSWSA’s financial position remained stable during fiscal year 2012, well within the debt covenants and the more stringent financial policies set by its Board of Directors. The ratio of total operating revenues to total operating expenses was 1.07. Debt service coverage for 2012 increased to 206% as compared to 181% in 2011.

Below are key indicators of GSWSA’s financial position. For more detailed information, visit [www.GSWSA.com](http://www.GSWSA.com) to download the 2012 Comprehensive Annual Financial Report.

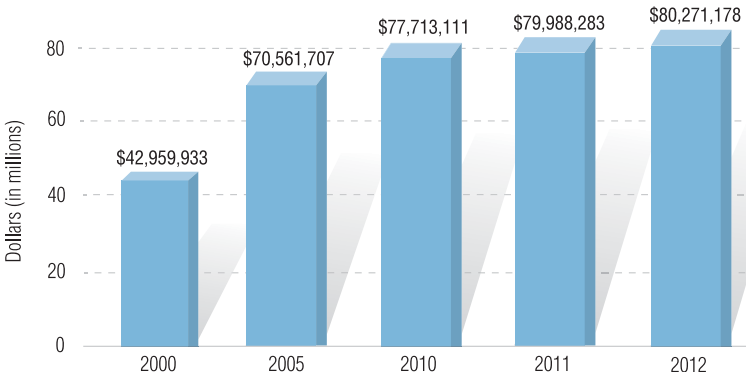
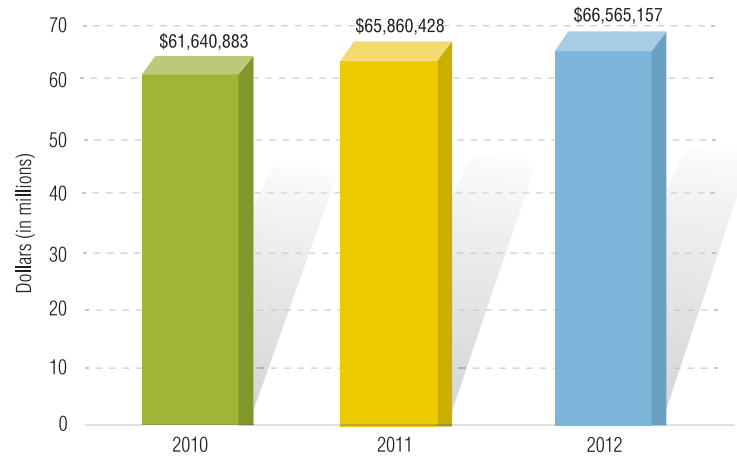
#### Total Assets and Liabilities

During FY 2012, total assets grew by \$35.5 million and exceeded liabilities by \$453 million (net assets).



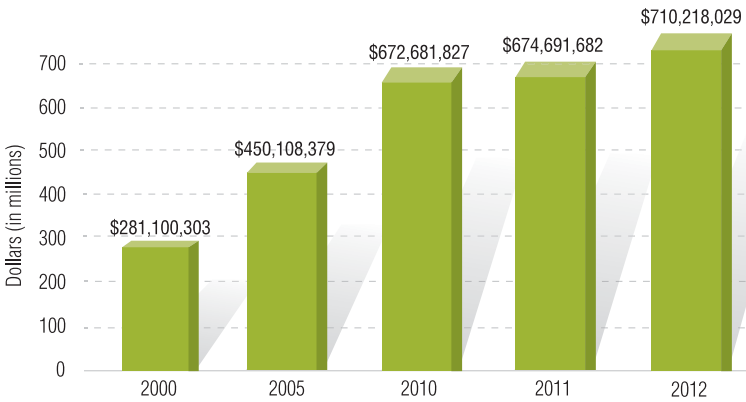
#### Total Operating Revenue

Operating revenues were \$66.6 million, an increase of \$704,729 or 1.07%.



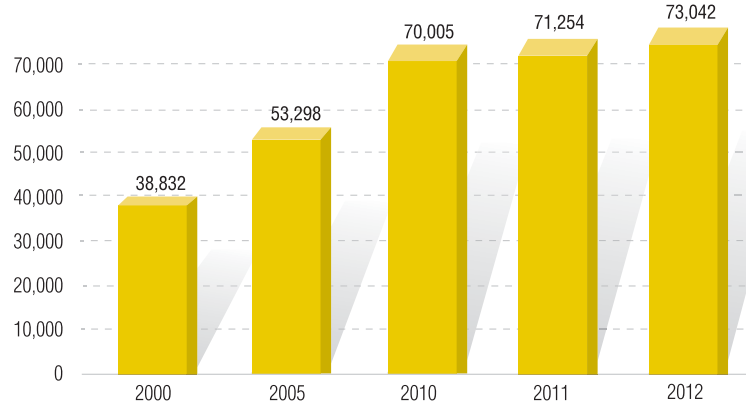
#### Total Revenue

Total revenue was up by \$282,895 over FY 2011.



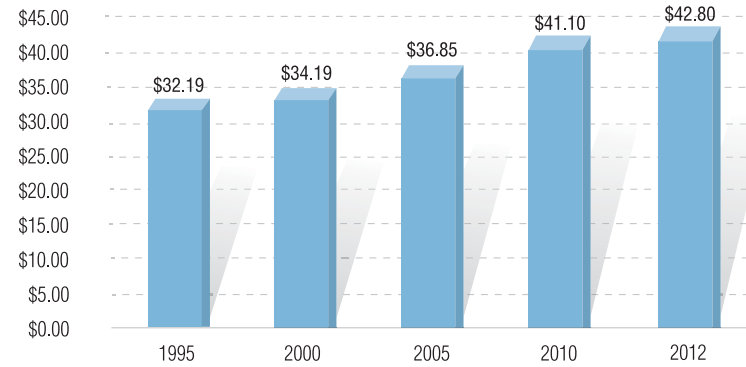
#### Total Assets

Total assets increased 5.27% over FY 2011.



#### Total Customers

During FY 2012, GSWSA added a total of 1,788 retail and wholesale customers.



#### Typical Residential Bill

GSWSA rates are among the lowest in the region. Since 1995, the typical residential bill based on an average monthly consumption of 8,000 gallons has only increased by \$10.61.

