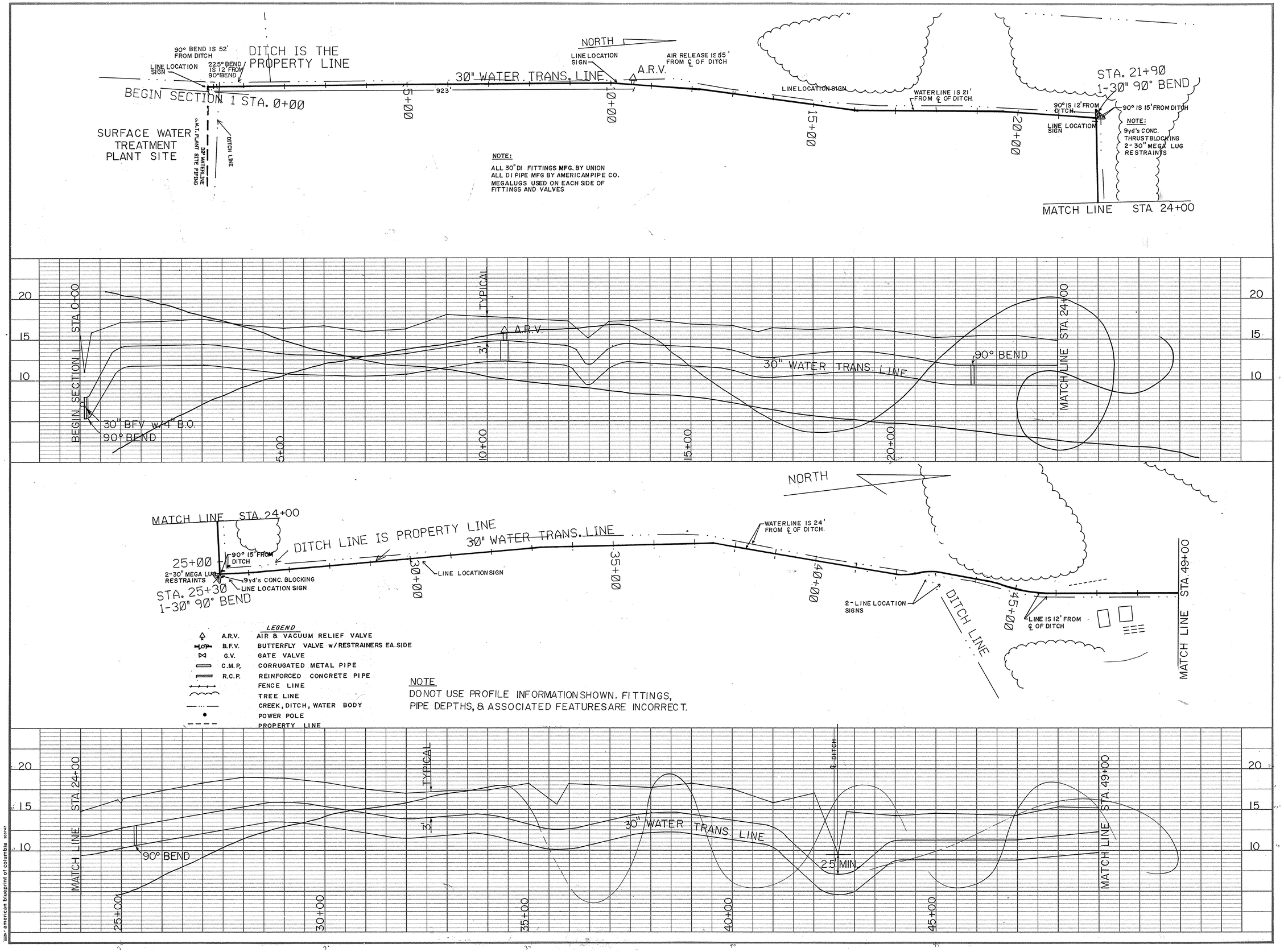

REVISION	BY	DATE
AS BUILT	DJ	5/30/91

SURFACE WATER TREATMENT PROJECT
CONWAY TRANS. LINE SECTION 1

GRAND STRAND WATER & SEWER AUTHORITY

P.O. BOX 1537, CONWAY, S.C. 29526

TELEPHONE (803) 347-4641 OR 448-1686

APPROVED
BY: [illegible] DATE: 6/26/91

DATE	JAN. 1990
SCALE	HOR. 1"=100' VER. 1"= 5'
DRAWN BY	ROBERT PERKINS
CHECKED BY	JIM HEMBREE
APPROVED BY	Fred A. Richardson
	FRED RICHARDSON, P.E. NO. 9853
	SHEET 1 OF 14
DRAWING NO.	28-12-001-W

american blueprint of columbia 20247

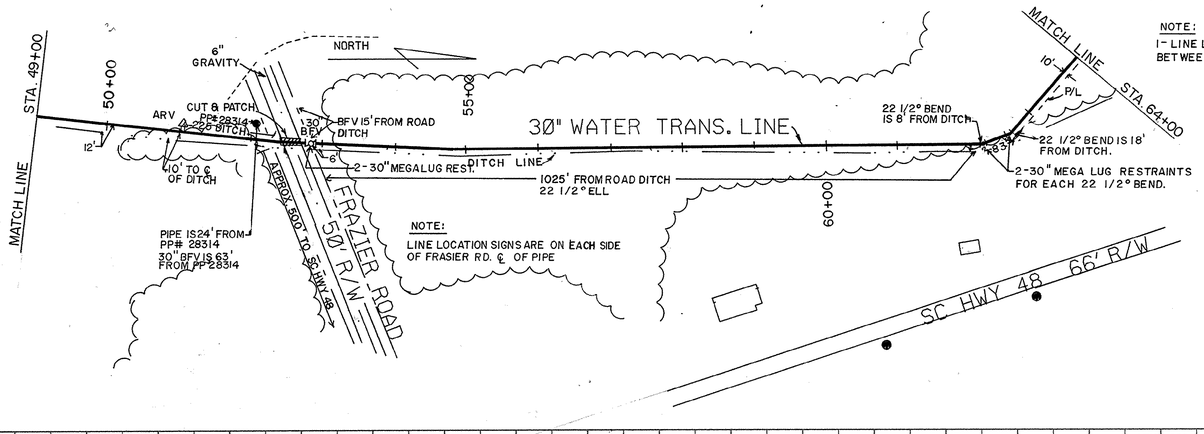

NOTE:
1- LINE LOCATION SIGN BETWEEN 22° ELL.

NOTE:
LINE LOCATION SIGNS ARE ON EACH SIDE OF FRASIER RD. ℄ OF PIPE

GRAND STRAND WATER & SEWER AUTHORITY
AS-BUILT MATERIALS REPORT

PROJECT: CONWAY TRANSMISSION LINE, SECTION 1 — PAGE 1

FITTING	SIZE	TYPE MATERIAL	LOCATION STATION #	MANUFACTURER	REMARKS
ARV	3"		10 + 50	VALVE MATIC	
GATE VALVE	2"	BRASS	10 + 50	HANWOOD	
TAPPING SADDLE	30" X 2"	STAINLESS STEEL	10 + 50	SMITH BLAIR	
CORP. STOP	2"	BRASS	10 + 50	HAYES	
MEGALUG 90 DEGREE BEND	30"	EBAA IRON	21 + 50	EBAA IRON	
	30"	DUCTILE IRON	21 + 50	TYLER	
MEGALUG 45 DEGREE BEND	30"	EBAA IRON	21 + 50	EBAA IRON	
MEGALUG 22 1/2 DEGREE BEND	30"	EBAA IRON	25 + 30	EBAA IRON	
	30"	DUCTILE IRON	25 + 30	TYLER	
MEGALUG	30"	EBAA IRON	25 + 30	EBAA IRON	
ARV	3"		51 + 50	VALVE MATIC	
GATE VALVE	2"	BRASS	51 + 50	HANWOOD	
TAPPING SADDLE	30" X 2"	STAINLESS STEEL	51 + 50	SMITH BLAIR	
CORP STOP	2"	BRASS	51 + 50	HAYES	
MEGALUG	30"	EBAA IRON	52 + 30	EBAA IRON	
BUTTERFLY VALVE	30"	DUCTILE IRON	52 + 30	TYLER	
MEGALUG	30"	EBAA IRON	52 + 80	EBAA IRON	
MEGALUG 22 1/2 DEGREE BEND	30"	EBAA IRON	52 + 80	EBAA IRON	
	30"	DUCTILE IRON	62 + 10	TYLER	
MEGALUG	30"	EBAA IRON	62 + 10	EBAA IRON	
MEGALUG 22 1/2 DEGREE BEND	30"	EBAA IRON	62 + 10	EBAA IRON	
	30"	DUCTILE IRON	62 + 50	TYLER	
MEGALUG	30"	EBAA IRON	62 + 50	EBAA IRON	
ARV	3"		78 + 60	VALVE MATIC	
GATE VALVE	3"	BRASS	78 + 60	HANWOOD	
CORP STOP	2"	BRASS	78 + 60	HAYES	

PROJECT: CONWAY TRANSMISSION LINE, SECTION 1 — PAGE 2

FITTING	SIZE	TYPE MATERIAL	LOCATION STATION #	MANUFACTURER	REMARKS
TAPPING SADDLE	30" X 2"	STAINLESS STEEL	78 + 60	SMITH BLAIR	
MEGALUG	30"	EBAA IRON	83 + 50	EBAA IRON	
90 DEGREE BEND	30"	DUCTILE IRON	84 + 50	TYLER	3 CY CONC. thrust blk
MEGALUG	30"	EBAA IRON	84 + 50	EBAA IRON	
BUTTERFLY VALVE	30"	DUCTILE IRON	85 + 30	MUELLER	
TEE	30" X 6"	DUCTILE IRON	85 + 23	TYLER	
GATE VALVE	6"	DUCTILE IRON	85 + 23	MUELLER	
90 DEGREE BEND	30"	DUCTILE IRON	85 + 74	TYLER	6 CY CONC. thrust blk
ARV	3"		89 + 50	VALVE MATIC	
TAPPING SADDLE	30" X 2"		89 + 50	SMITH BLAIR	
GATE VALVE	2"	BRASS	89 + 50	HANWOOD	
CORP STOP	2"	BRASS	89 + 50	HAYES	
COUPLING	30"	STEEL	94 + 00	SMITH BLAIR	
45 DEGREE BEND	30"	DUCTILE IRON	96 + 50	TYLER	
90 DEGREE BEND	30"	DUCTILE IRON	96 + 50	TYLER	
MEGALUG	30"	EBAA IRON	96 + 50	EBAA IRON	
MEGALUG	30"	EBAA IRON	96 + 50	EBAA IRON	
ARV	2"		111 + 50	VALVE MATIC	
TAPPING SADDLE	30" X 2"		111 + 50	SMITH BLAIR	
GATE VALVE	2"	BRASS	111 + 50	HANWOOD	
CORP STOP	2"	BRASS	111 + 50	HAYES	
BUTTERFLY VALVE	30"	DUCTILE IRON	127 + 50	MUELLER	
MEGALUG	30"	EBAA IRON	127 + 50	EBAA IRON	
MEGALUG	30" X 6"	EBAA IRON	127 + 50	EBAA IRON	
		DUCTILE IRON			
TEE			127 + 50	TYLER	

PROJECT: CONWAY TRANSMISSION LINE, SECTION 1 — PAGE 3

FITTING	SIZE	TYPE MATERIAL	LOCATION STATION #	MANUFACTURER	REMARKS
GATE VALVE	4"	DUCTILE IRON	127 + 50	MUELLER	
90 DEGREE BEND	30"	DUCTILE IRON	0 + 00	TYLER	3 CY CONC. thrust blk
22 1/2 DEGREE BEND	30"	DUCTILE IRON	0 + 12	TYLER	
MEGALUG (2)	30"	EBAA IRON	0 + 00	EBAA IRON	
MEGALUG (2) 45 DEGREE	30"	EBAA IRON	0 + 12	EBAA IRON	
90 DEGREE BEND	30"	DUCTILE IRON	139 + 00	TYLER	
22 1/2 DEGREE BEND	30"	DUCTILE IRON	139 + 05	TYLER	
MEGALUG (2)	30"	EBAA IRON	139 + 00	EBAA IRON	
MEGALUG (2) 22 1/2 DEGREE	30"	EBAA IRON	139 + 05	EBAA IRON	
BEND	30"	DUCTILE IRON	139 + 00	TYLER	
MEGALUG (2) 90 DEGREE	30"	EBAA IRON	139 + 00	EBAA IRON	
BEND	30"	DUCTILE IRON	154 + 00	TYLER	3 CY CONC. thrust blk
MEGALUG (2) 90 DEGREE	30"	EBAA IRON	154 + 00	EBAA IRON	
BEND	30"	DUCTILE IRON	161 + 50	TYLER	3 CY CONC. thrust blk
MEGALUG (2)	30"	EBAA IRON	161 + 50	EBAA IRON	
ARV	3"		161 + 50	VALVE MATIC	
TAPPING SADDLE	30" X 2"		161 + 50	SMITH BLAIR	
GATE VALVE	2"	BRASS	162 + 50	HANWOOD	
CORP STOP	2"	BRASS	162 + 50	HAYES	
TEE	30" X 12"	DUCTILE IRON	163 + 50	TYLER	3 CY CONC. thrust blk
MEGALUG (2)	30"	EBAA IRON	163 + 50	EBAA IRON	
BUTTERFLY VALVE	30"	DUCTILE IRON	163 + 50	MUELLER	
MEGALUG (2)	30"	EBAA IRON	163 + 50	EBAA IRON	
BUTTERFLY VALVE	30"	DUCTILE IRON	163 + 55	MUELLER	
MEGALUG (2)	30"	EBAA IRON	163 + 55	EBAA IRON	

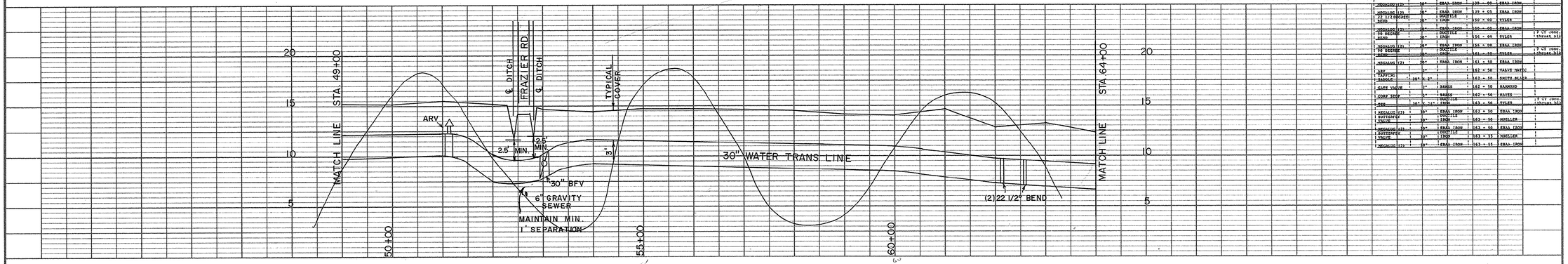

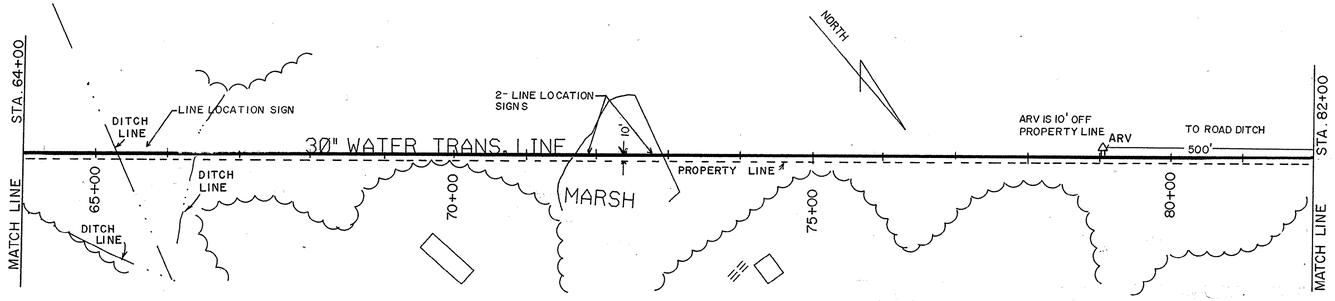

NOTE
DO NOT USE PROFILE INFORMATION SHOWN. FITTINGS, PIPE DEPTHS, & ASSOCIATED FEATURES ARE INCORRECT.

LEGEND

	A.R.V.	AIR & VACUUM RELIEF VALVE
	B.F.V.	BUTTERFLY VALVE w/RESTRAINERS EA SIDE
	G.V.	GATE VALVE
	C.M.P.	CORRUGATED METAL PIPE
	R.C.P.	REINFORCED CONCRETE PIPE
		FENCE LINE
		TREE LINE
		CREEK, DITCH, WATER BODY
		POWER POLE
		PROPERTY LINE

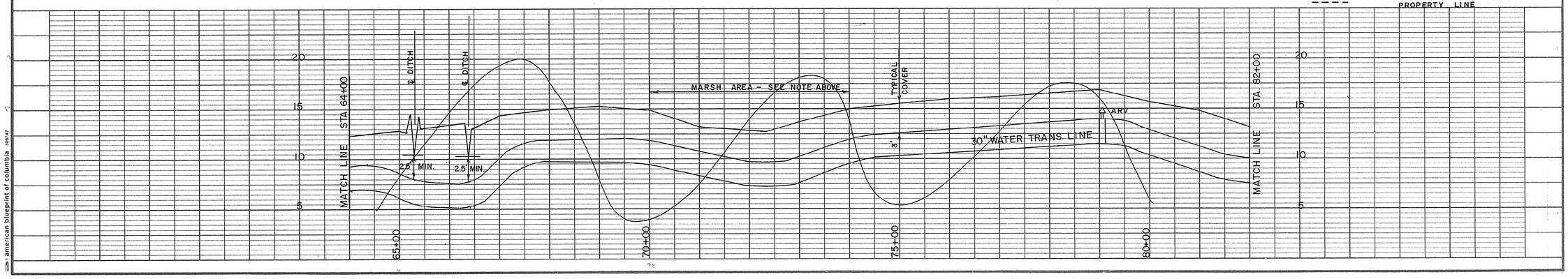

REVISION	BY	DATE
AS BUILT	DJ	5/30/91

SURFACE WATER TREATMENT PROJECT
CONWAY TRANS. LINE SECTION 1

GRAND STRAND WATER & SEWER AUTHORITY

P.O. BOX 1537, CONWAY, S.C. 29526
TELEPHONE (803) 347-4641 OR 448-1686

APPROVED BY: J. Nelson DATE: 6/12/91

DATE	JAN 1990
SCALE	HOR. 1"=100' VER. 1"=5'
DRAWN BY	ROBERT PERKINS
CHECKED BY	JIM HEMBREE
APPROVED BY	Fred Richardson
	FRED RICHARDSON P.E. NO. 9853
	SHEET 2 OF 14
DRAWING NO.	28-12-002-W

american blueprint of columbia 26147

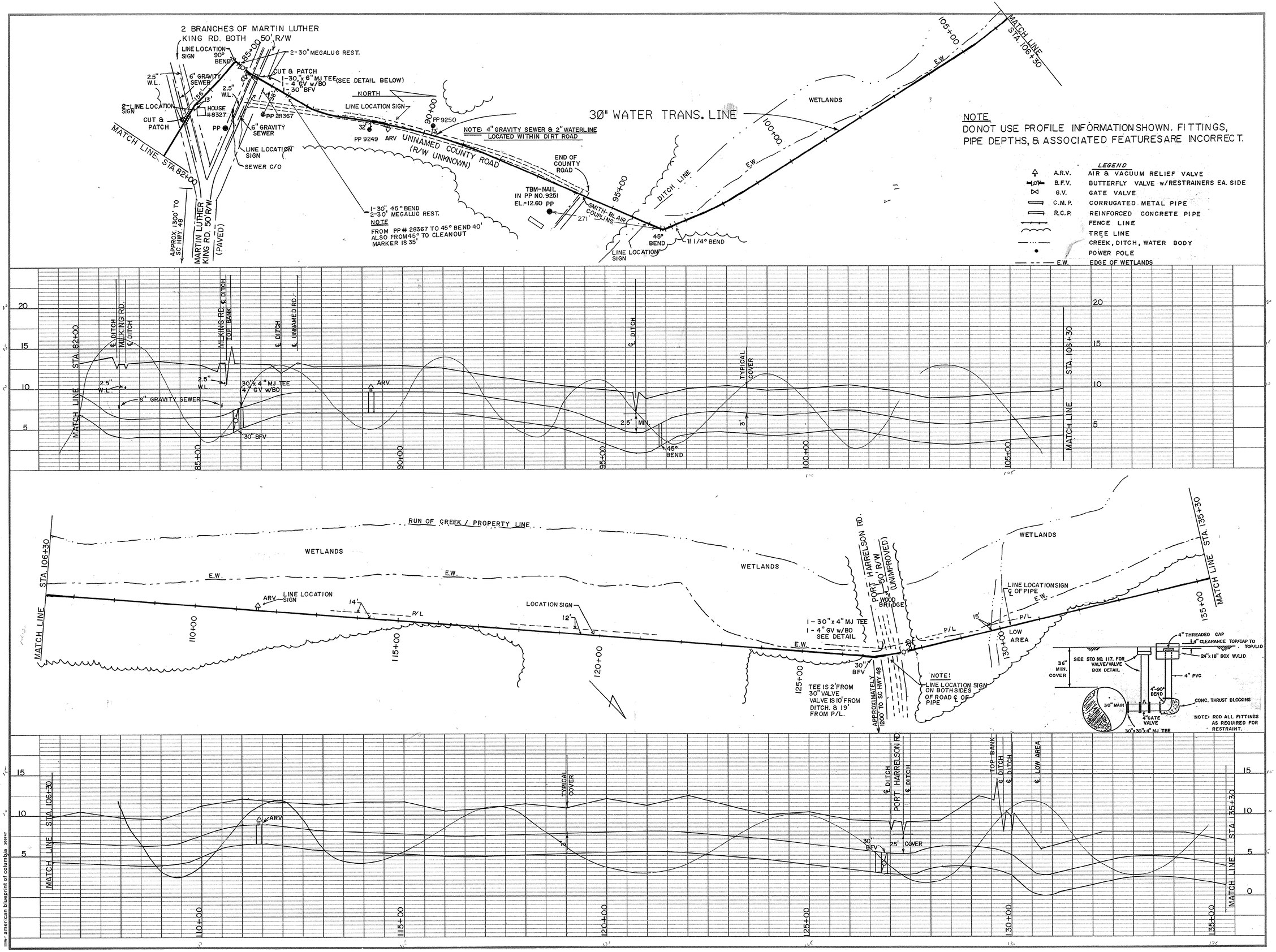

REVISION	BY	DATE
AS BUILT	DJ	5/30/91

SURFACE WATER TREATMENT PROJECT
CONWAY TRANS. LINE SECTION I

GRAND STRAND WATER & SEWER AUTHORITY

P.O. BOX 1537, CONWAY, S.C. 29526

TELEPHONE (803) 347-4641 OR 448-1686

APPROVED
BY: JHomer DATE: 6/12/91

DATE	JAN. 1990
SCALE	HOR. 1" = 100' VER. 1" = 5'
DRAWN BY	ROBERT PERKINS
CHECKED BY	JIM HEMBREE
APPROVED BY	Fred R. Richardson

FRED RICHARDSON P.E. NO. 9853

SHEET 3 OF 14

DRAWING NO. 28-12-003-W

american blueprint of columbia 336747

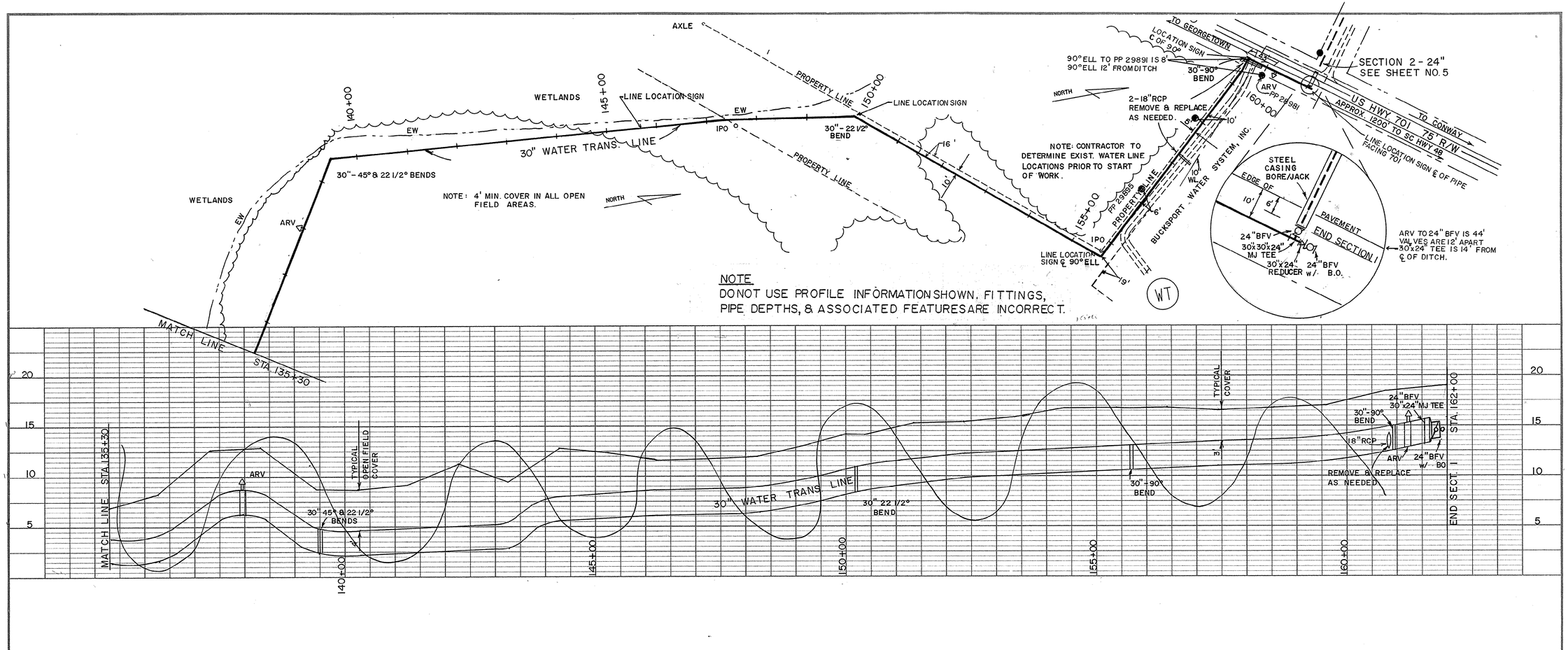

NOTE

DO NOT USE PROFILE INFORMATION SHOWN, FITTINGS, PIPE DEPTHS, & ASSOCIATED FEATURES ARE INCORRECT.

LEGEND

	A.R.V.	AIR & VACUUM RELIEF VALVE
	B.F.V.	BUTTERFLY VALVE w/ RESTRAINERS EA SIDE
	G.V.	GATE VALVE
	C.M.P.	CORRUGATED METAL PIPE
	R.C.P.	REINFORCED CONCRETE PIPE
		FENCE LINE
		TREE LINE
		CREEK, DITCH, WATER BODY
		POWER POLE
		PROPERTY LINE
	EW	EDGE OF WETLANDS

REVISION	BY	DATE
AS BUILT	DJ	5/30/91

SURFACE WATER TREATMENT PROJECT
CONWAY TRANS. LINE SECTION 1

GRAND STRAND WATER & SEWER AUTHORITY

P.O. BOX 1537, CONWAY, S.C. 29526

TELEPHONE (803) 347-4641 OR 448-1686

APPROVED

BY: J Morrison DATE: 6/12/91

DATE	JAN 1990
SCALE	HOR. 1" = 100' VER. 1" = 5'
DRAWN BY	ROBERT PERKINS
CHECKED BY	JIM HEMBREE
APPROVED BY	Fred Richardson
	FRED RICHARDSON P.E. NO. 9853
SHEET 4 OF 14	
DRAWING NO.	28-12-004-W

american blueprint of columbia 202747

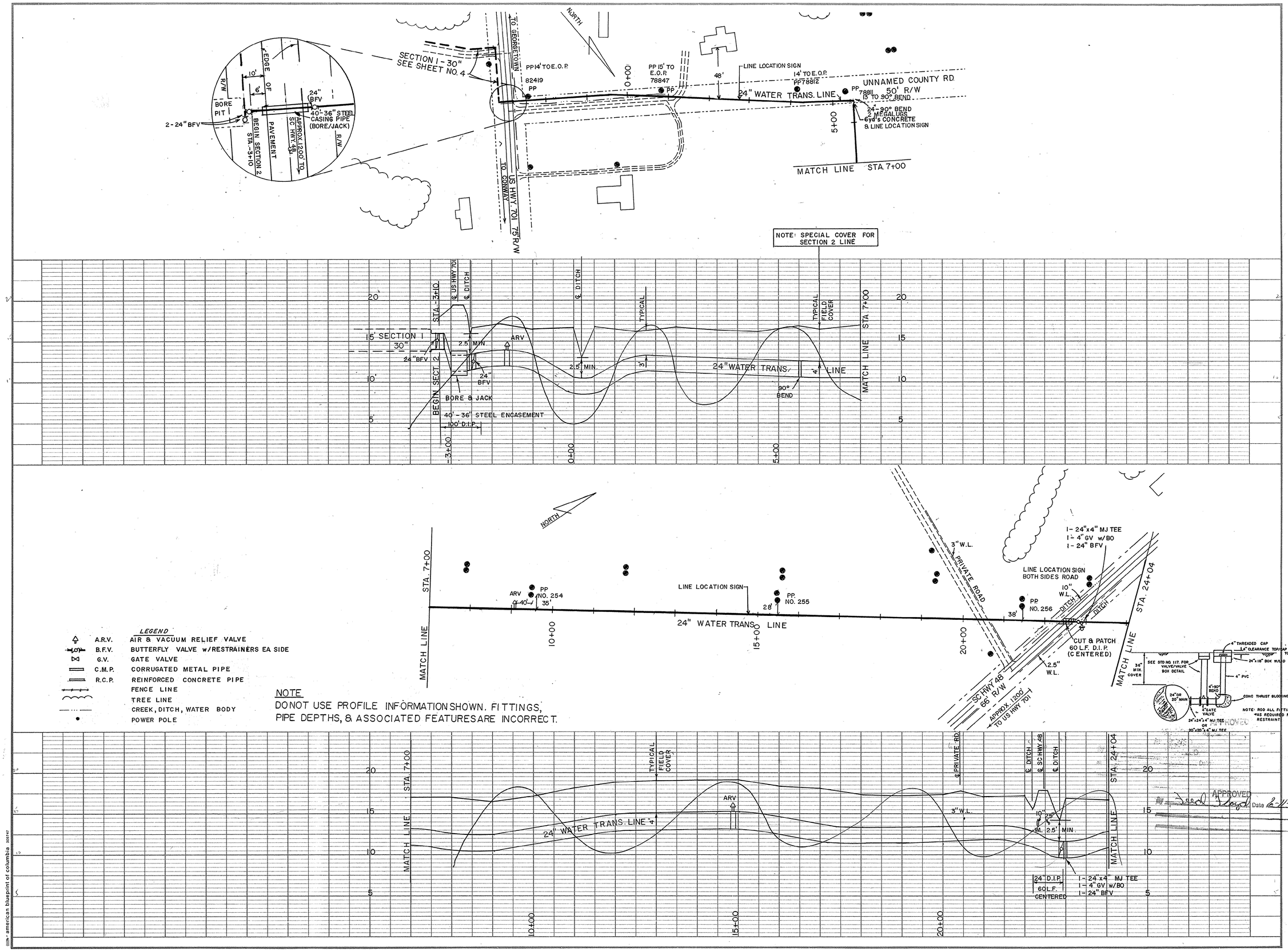

LEGEND

A.R.V.	AIR & VACUUM RELIEF VALVE
B.F.V.	BUTTERFLY VALVE w/RESTRAINERS EA SIDE
G.V.	GATE VALVE
C.M.P.	CORRUGATED METAL PIPE
R.C.P.	REINFORCED CONCRETE PIPE
	FENCE LINE
	TREE LINE
	CREEK, DITCH, WATER BODY
	POWER POLE

NOTE

DO NOT USE PROFILE INFORMATION SHOWN. FITTINGS, PIPE DEPTHS, & ASSOCIATED FEATURES ARE INCORRECT.

REVISION	BY	DATE
AS BUILT	DJ	5/31/91

SURFACE WATER TREATMENT PROJECT
CONWAY TRANS. LINE SECTION 2

GRAND STRAND WATER & SEWER AUTHORITY

P.O. BOX 1537, CONWAY, S.C. 29526

TELEPHONE (803) 347-4641 OR 448-1686

DATE	JAN. 1990
SCALE	HOR. 1" = 100' VER. 1" = 5'
DRAWN BY	ROBERT PERKINS
CHECKED BY	JIM HEMBREE
APPROVED BY	FRED RICHARDSON - P.E. NO. 9853
SHEET	5 OF 14
DRAWING NO.	28-12-005 W

american blueprint of columbia 302747

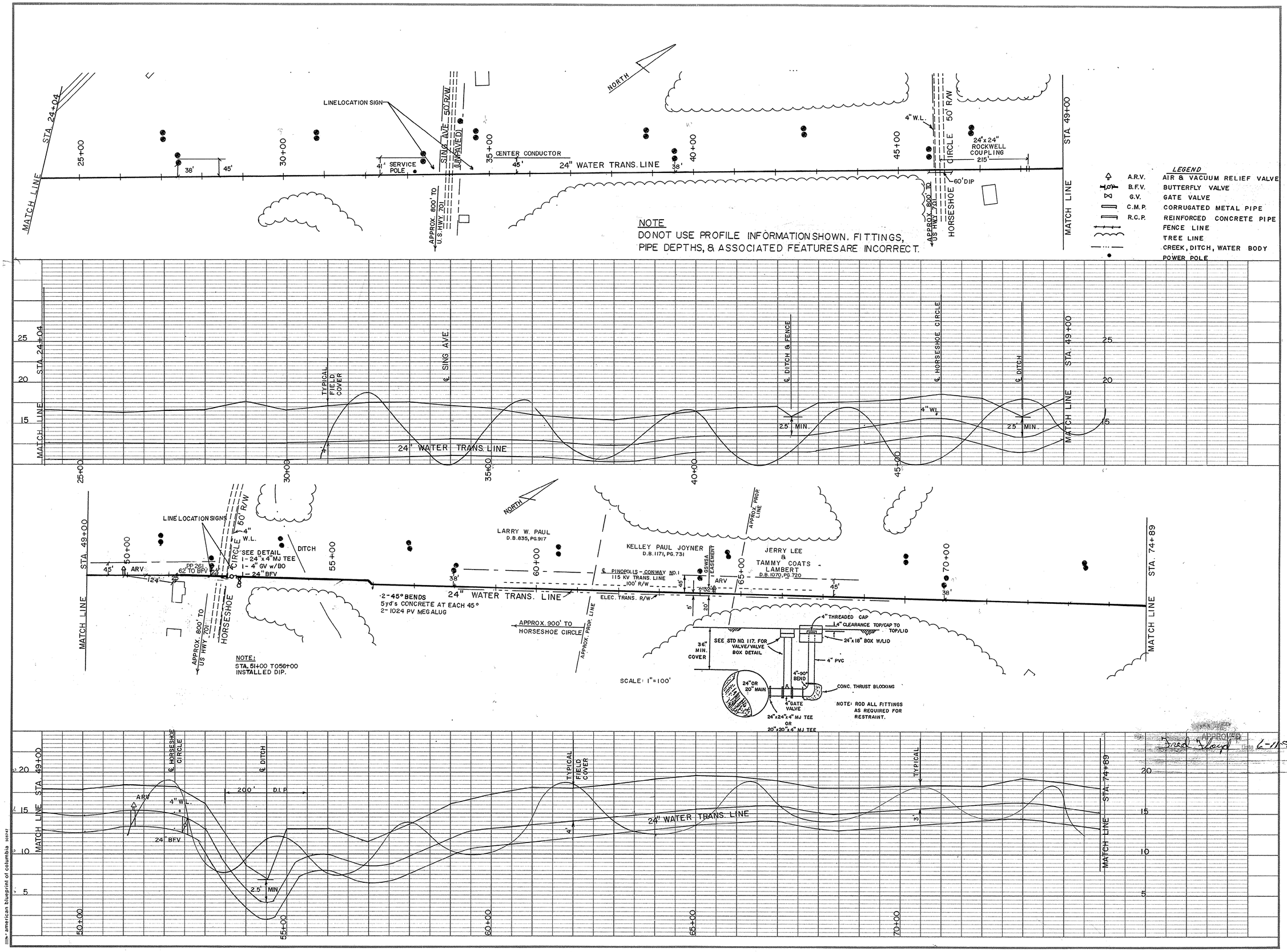

REVISION	BY	DATE
AS BUILT	DJ	5/31/91

SURFACE WATER TREATMENT PROJECT
CONWAY TRANS. LINE SECTION 2

GRAND STRAND WATER & SEWER AUTHORITY

P.O. BOX 1537, CONWAY, S.C. 29526

TELEPHONE (803) 347-4641 OR 448-1686

APPROVED Fred Richardson Date 6-11-91

DATE	JAN. 1990
SCALE	HOR. 1" = 100' VER. 1" = 5'
DRAWN BY	ROBERT PERKINS
CHECKED BY	JIM HEMBREE
APPROVED BY	Fred Richardson
FRED RICHARDSON P.E. NO. 9853	
SHEET 6 OF 14	
DRAWING NO.	28-12-[illegible]-W

american blueprint of columbia 30x42

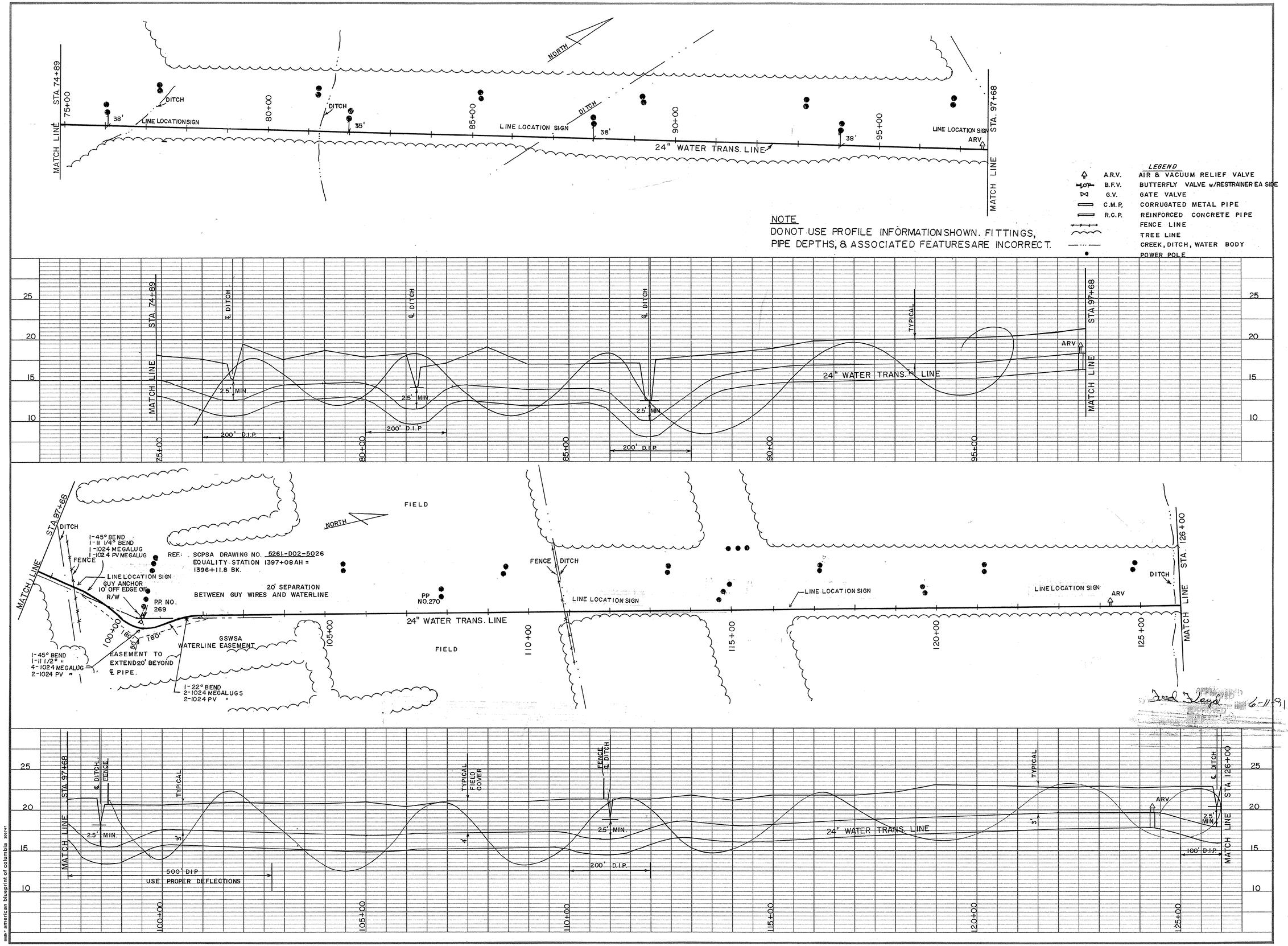

REVISION	BY	DATE
RELOCATED ARV FROM 73+00 TO 79+00	REP	8/31/90
AS BUILT	DJ	5/31/91

SURFACE WATER TREATMENT PROJECT
CONWAY TRANS. LINE SECTION 2

GRAND STRAND WATER & SEWER AUTHORITY

P.O. BOX 1537, CONWAY, S.C. 29526
TELEPHONE (803) 347-4641 OR 448-1686

DATE	JAN. 1990
SCALE	HOR. 1" = 100' VER. 1" = 5'
DRAWN BY	ROBERT PERKINS
CHECKED BY	JIM HEMBREE
APPROVED BY	Fred R. Richardson
FRED RICHARDSON P.E. NO. 9853	
SHEET 7 OF 14	
DRAWING NO.	28-12-007-W

american blueprint of columbia 395747

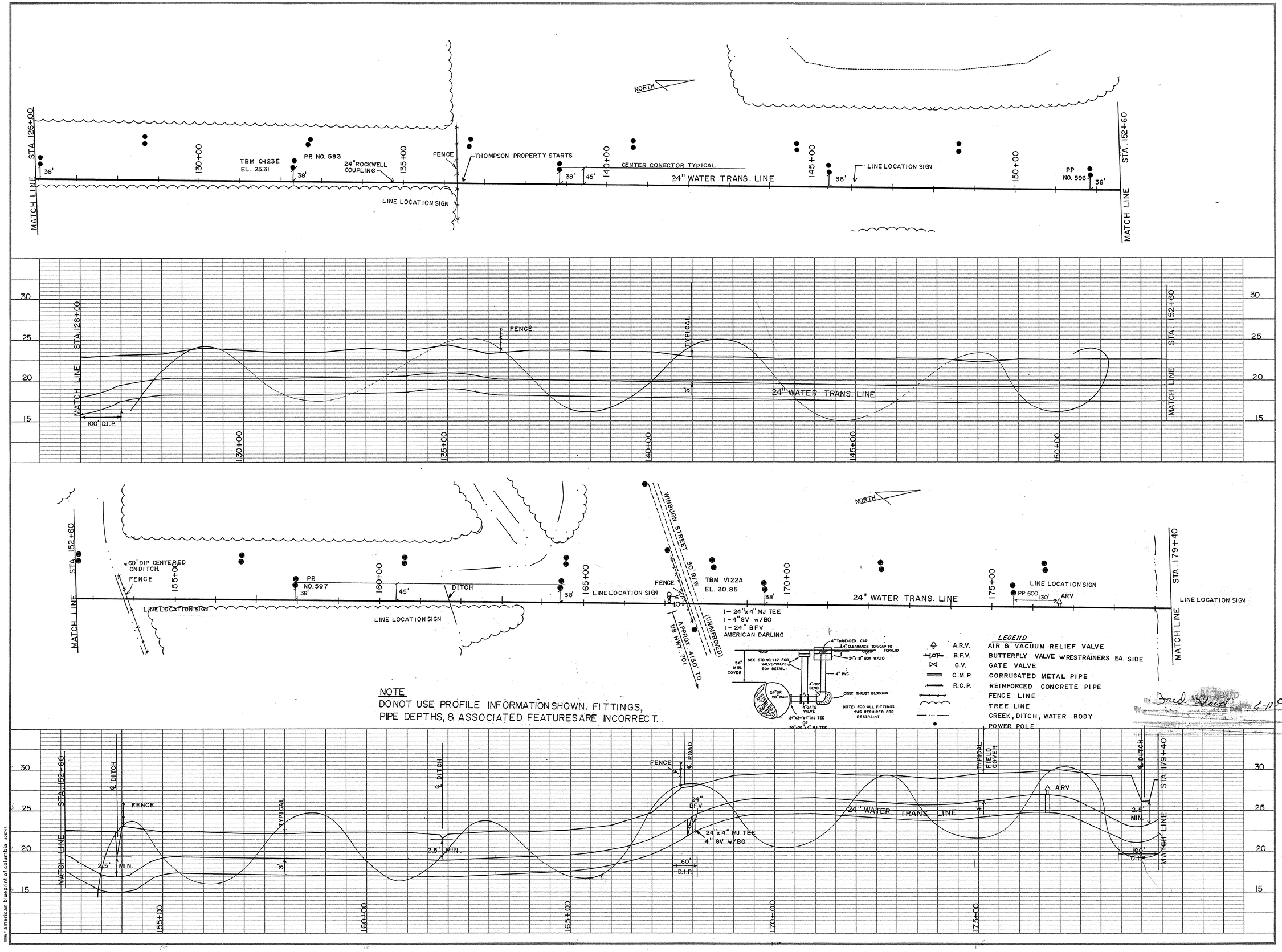

REVISION	BY	DATE
ASBUILT	DJ	5/31/91

SURFACE WATER TREATMENT PROJECT
CONWAY TRANS. LINE SECTION 2

GRAND STRAND WATER & SEWER AUTHORITY

P.O. BOX 1537, CONWAY, S.C. 29526

TELEPHONE (803) 347-4641 OR 448-1686

DATE	JAN. 1990
SCALE	HOR. 1" = 100' VER 1" = 5'
DRAWN BY	ROBERT PERKINS
CHECKED BY	JIM HEMBREE
APPROVED BY	Fred Richardson
FRED RICHARDSON PE NO. 9853	
SHEET 8 OF 14	
DRAWING NO.	28-12-00[illegible]-W

american blueprint of columbia 36947

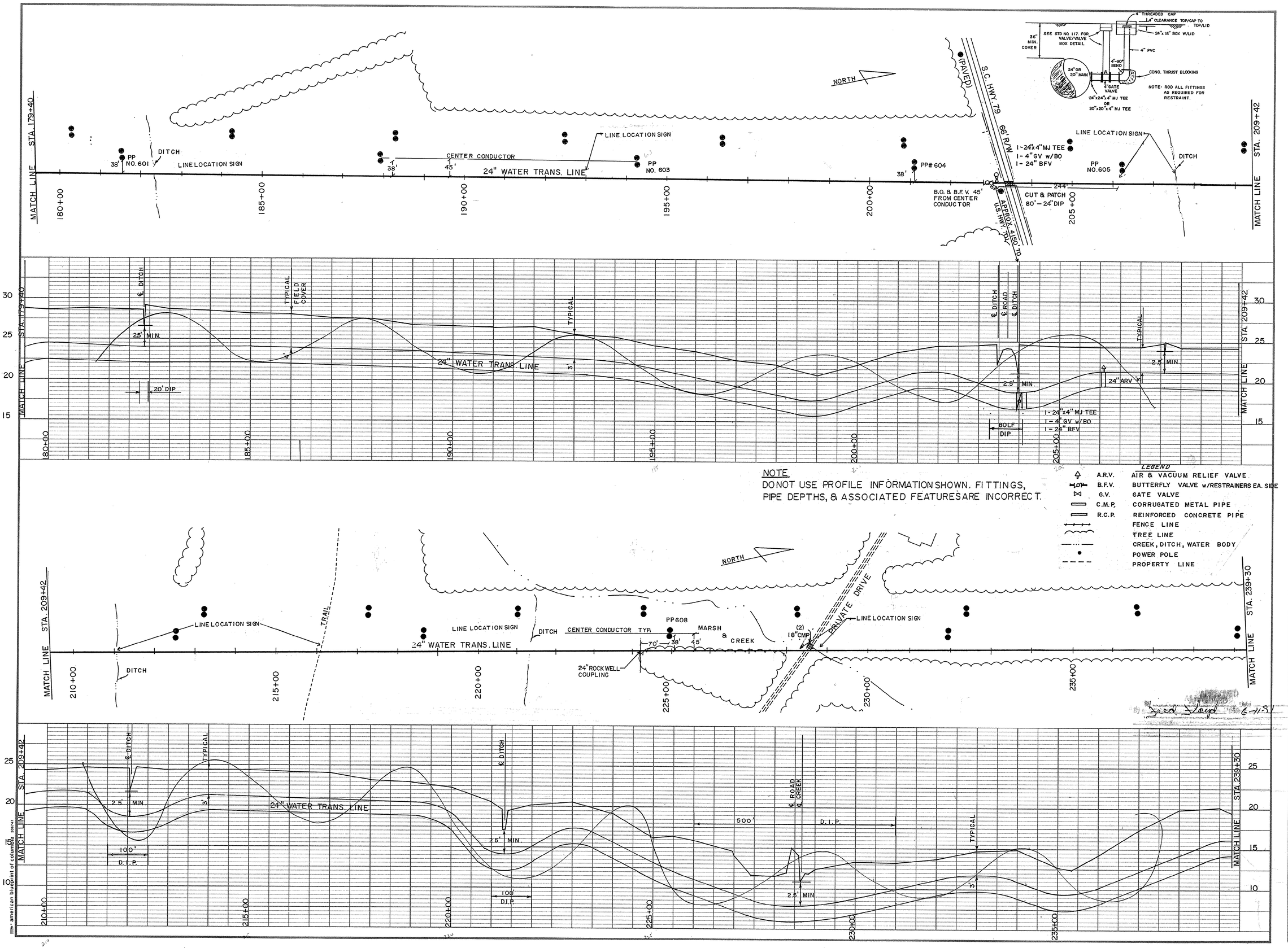

NOTE
DO NOT USE PROFILE INFORMATION SHOWN. FITTINGS, PIPE DEPTHS, & ASSOCIATED FEATURES ARE INCORRECT.

LEGEND

A.R.V.	AIR & VACUUM RELIEF VALVE
B.F.V.	BUTTERFLY VALVE w/RESTRAINERS EA. SIDE
G.V.	GATE VALVE
C.M.P.	CORRUGATED METAL PIPE
R.C.P.	REINFORCED CONCRETE PIPE
	FENCE LINE
	TREE LINE
	CREEK, DITCH, WATER BODY
	POWER POLE
	PROPERTY LINE

REVISION	BY	DATE
AS BUILT	DJ	5/31/91

SURFACE WATER TREATMENT PROJECT
CONWAY TRANS. LINE SECTION 2

GRAND STRAND WATER & SEWER AUTHORITY

P.O. BOX 1537, CONWAY, S.C. 29526
TELEPHONE (803) 347-4641 OR 448-1686

DATE	JAN 1990
SCALE	HOR. 1"=100' VER. 1"=5'
DRAWN BY	ROBERT PERKINS
CHECKED BY	JIM HEMBREE
APPROVED BY	Fred Richardson
FRED RICHARDSON P.E. NO. 9853	
SHEET 9 OF 14	
DRAWING NO.	28-12-009-W

american blueprint of columbia 38147

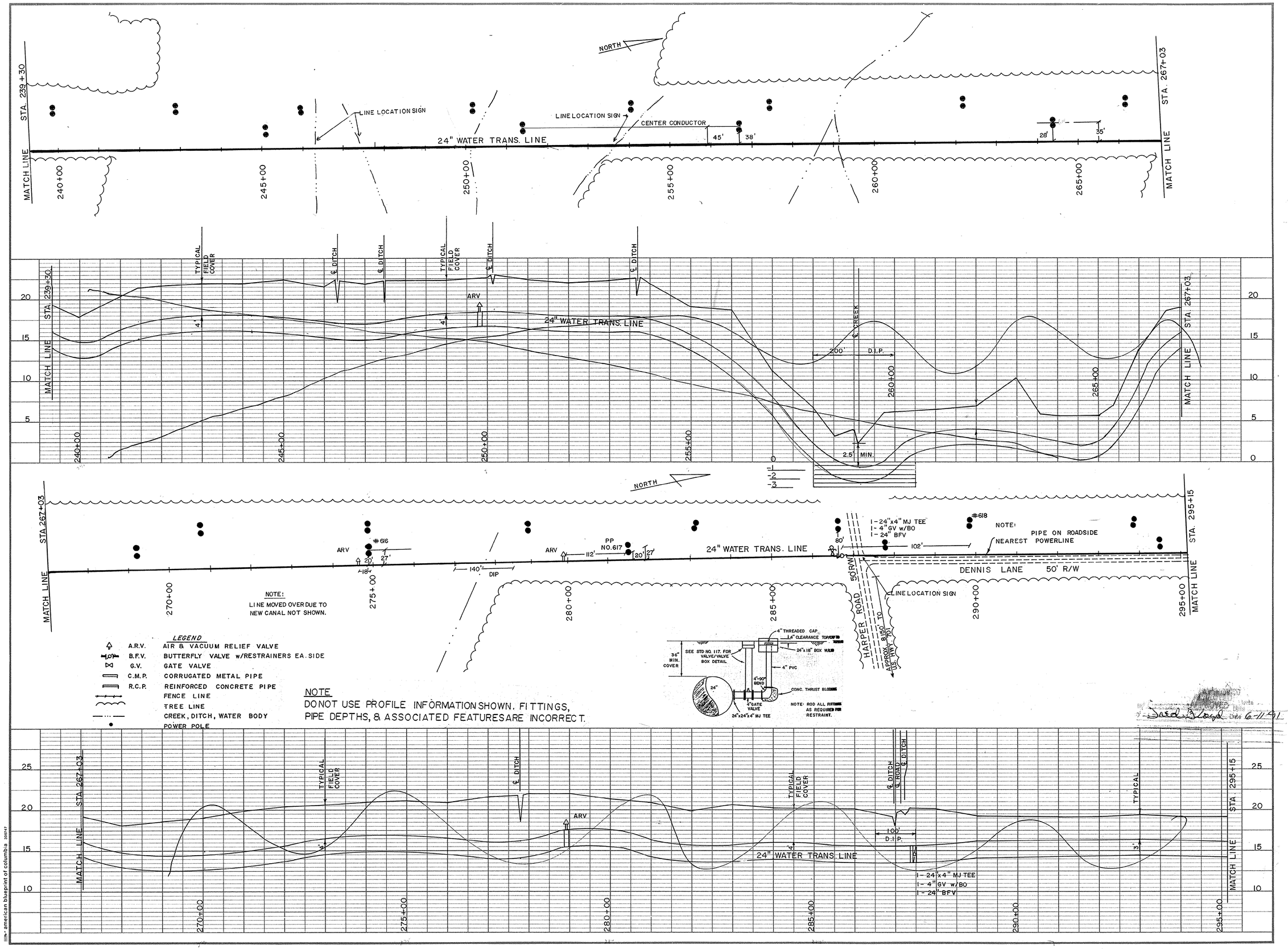

NOTE
DO NOT USE PROFILE INFORMATION SHOWN. FITTINGS, PIPE DEPTHS, & ASSOCIATED FEATURES ARE INCORRECT.

David Floyd Date 6-11-91

REVISION	BY	DATE
AS BUILT	DJ	5/31/91

SURFACE WATER TREATMENT PROJECT
CONWAY TRANS. LINE SECTION 2

GRAND STRAND WATER & SEWER AUTHORITY

P.O. BOX 1537, CONWAY, S.C. 29526

TELEPHONE (803) 347-4641 OR 448-1686

DATE	JAN 1990
SCALE	HOR. 1" = 100' VER. 1" = 5'
DRAWN BY	ROBERT PERKINS
CHECKED BY	JIM HEMBREE
APPROVED BY	FRED RICHARDSON PE NO 9853
SHEET 10 OF 14	
DRAWING NO.	28-12-010-W

american blueprint of columbia 209147

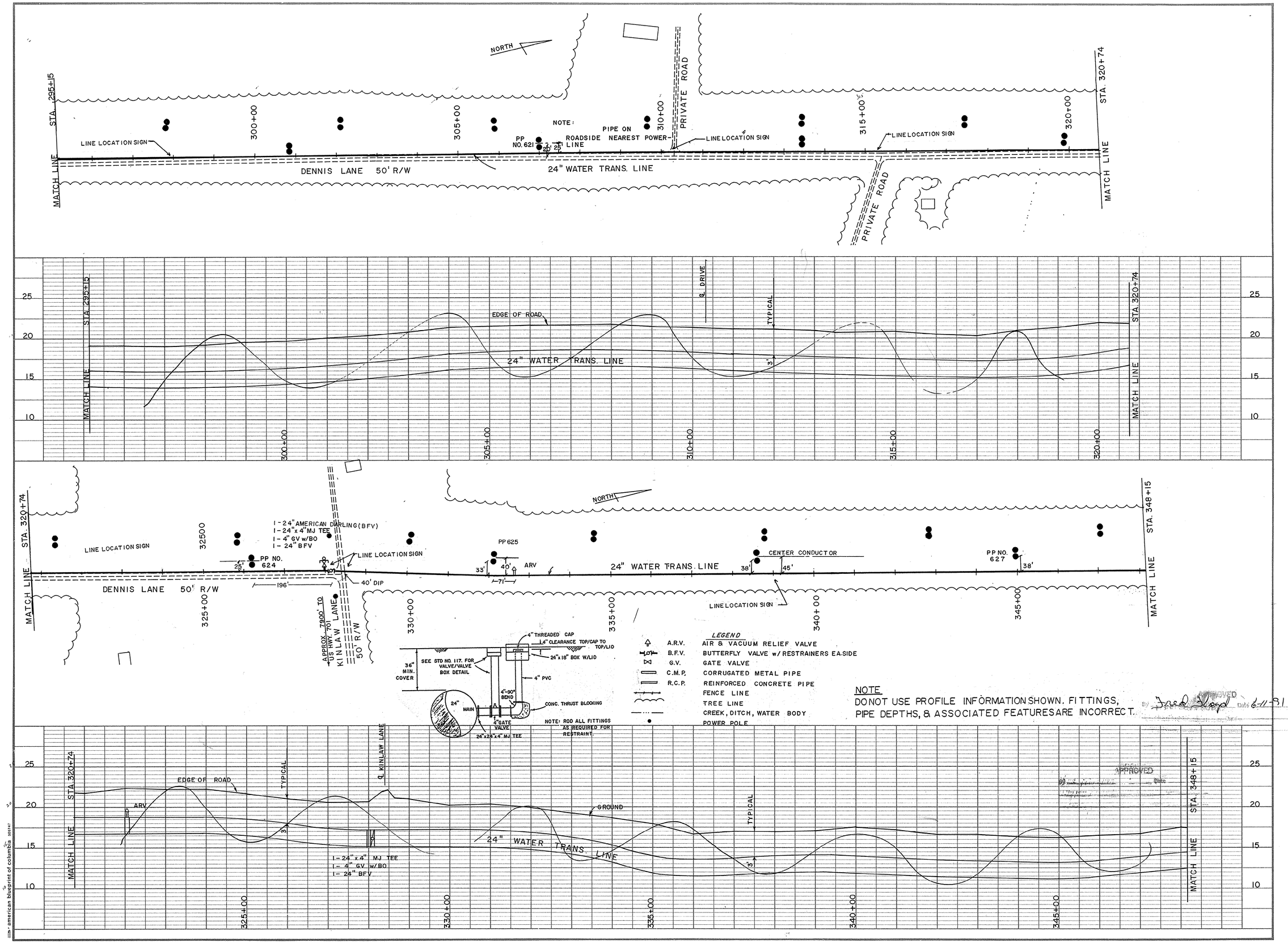

REVISION	BY	DATE
AS BUILT	DJ	6/3/91

SURFACE WATER TREATMENT PROJECT
CONWAY TRANS. LINE SECTION 2

GRAND STRAND WATER & SEWER AUTHORITY

TELEPHONE (803) 347-4641 OR 448-1686

P.O. BOX 1537, CONWAY, S.C. 29526

DATE	JAN 1990
SCALE	HOR. 1" = 100' VER. 1" = 5'
DRAWN BY	ROBERT PERKINS
CHECKED BY	JIM HEMBREE
APPROVED BY	FRED RICHARDSON PE NO. 9853
SHEET 11 OF 14	
DRAWING NO.	28-12-013-W

© american blueprint of columbia 803747

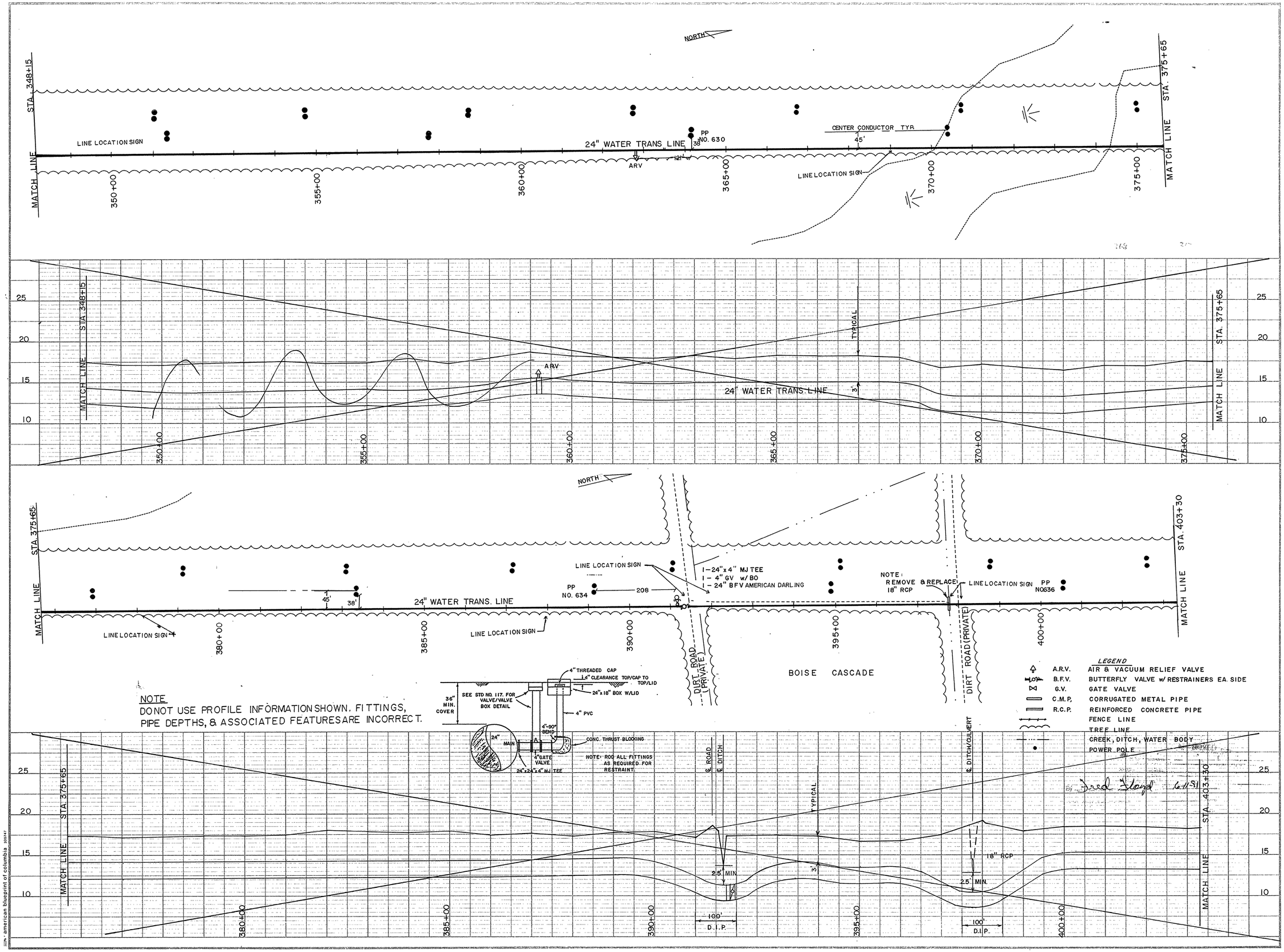

REVISION	BY	DATE
AS BUILTS	DJ	6/4/91

SURFACE WATER TREATMENT PROJECT
CONWAY TRANS. LINE SECTION 2

GRAND STRAND WATER & SEWER AUTHORITY

P.O. BOX 1537, CONWAY, S.C. 29526
TELEPHONE (803) 347-4641 OR 448-1686

DATE	JAN. 1990
SCALE	HOR. 1"=100' VER. 1"=5'
DRAWN BY	ROBERT PERKINS
CHECKED BY	JIM HEMBREE
APPROVED BY	Fred Richardson
	FRED RICHARDSON P.E. NO. 9853
	SHEET 12 OF 14
DRAWING NO.	28-12-012-W

american blueprint of columbia 203247

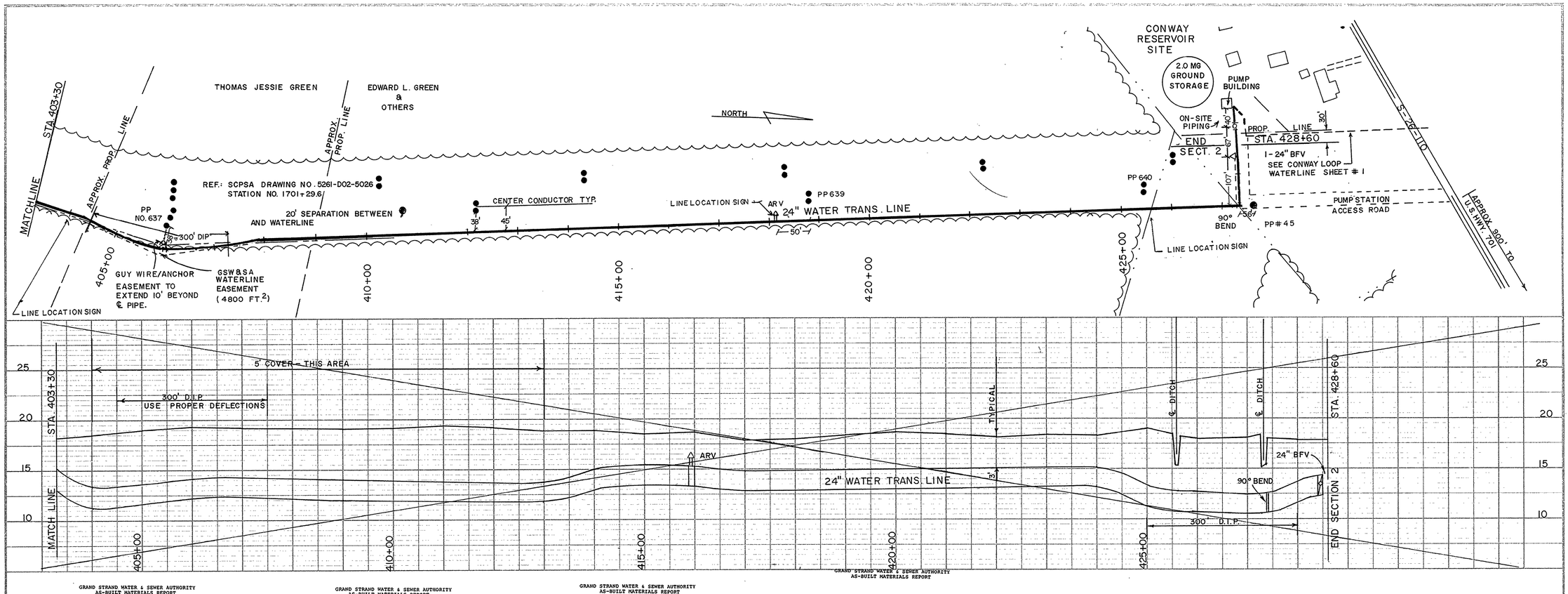

GRAND STRAND WATER & SEWER AUTHORITY
AS-BUILT MATERIALS REPORT

CONWAY TRANMISSION LINE, SECTION II — PAGE 1

FITTING	SIZE	TYPE MATERIAL	LOCATION STATION #	MANUFACTURER	REMARKS
BFV	24"	MJ	428 + 00	AMERICAN DARLING	
MEGALUG	24"	MJ	428 + 00	EBAA IRON	
EBAA 824	24"		427 + 80	EBAA IRON	
EBAA 824	24"		427 + 60	EBAA IRON	
90 DEGREE BEND	24"	MJ	426 + 25	TYLER	
MEGALUG	24"		426 + 25	EBAA IRON	
MEGALUG	24"	MJ	426 + 25	EBAA IRON	
SADDLE	24"		422 + 00	ROMAC	
ARV	2"		422 + 00	VAL-MATIC	
BUTTERFLY VALVE	24"	MJ	391 + 25	AMERICAN DARLING	
TEE	24" X 6"	MJ	391 + 25	TYLER	
REDUCER	6" X 4"	MJ	391 + 25	TYLER	
GATE VALVE	4"	MJ	391 + 25	AMERICAN DARLING	
90 DEGREE VALVE	4"	MJ	391 + 25	TYLER	
RESTRAINT	4"	MJ	391 + 25	UNI-FLANGE	
SADDLE	24" X 2"	MJ	362 + 60	ROMAC	
ARV	2"	MJ	362 + 60	VAL-MATIC	
SADDLE	24" X 2"	MJ	332 + 00	ROMAC	
ARV	2"		332 + 00	VAL-MATIC	
BUTTERFLY VALVE	24"	MJ	328 + 00	AMERICAN DARLING	
TEE	24" X 6"	MJ	328 + 00	TYLER	
REDUCER	6" X 4"	MJ	328 + 00	TYLER	
GATE VAVLE	4"	MJ	328 + 00	AMERICAN DARLING	
90 DEGREE BEND	4"	MJ	328 + 00	TYLER	
RESTRAINT	4"		328 + 00		

GRAND STRAND WATER & SEWER AUTHORITY
AS-BUILT MATERIALS REPORT

CONWAY TRANSMISSION LINE, SECTION II — PAGE 2

FITTING	SIZE	TYPE MATERIAL	LOCATION STATION #	MANUFACTURER	REMARKS
MEGALUG	24"		328 + 00	EBAA IRON	
MEGALUG	24"		328 + 00	EBAA IRON	
824 RESTRAINT	24"		328 + 00	EBAA IRON	
BUTTERFLY VALVE	24"		287 + 00	AMERICAN DARLING	
TEE	24" X 6"		287 + 00	TYLER	
REDUCER	6" X 4"		287 + 00	TYLER	
GATE VALVE	4"		287 + 00	AMERICAN DARLING	
90 DEGREE VALVE	4"		287 + 00	TYLER	
RESTRAINT	4"		287 + 00	UNI-FLANGE	
MEGALUG	24"		287 + 00	EBAA IRON	
MEGALUG	24"		287 + 00	EBAA IRON	
824 RESTRAINT	24"		287 + 00	EBAA IRON	
SADDLE	24" X 2"		279 + 90	ROMAC	
ARV	2"		279 + 90	VAL-MATIC	
SADDLE	24" X 2"		274 + 60	ROMAC	
ARV	2"		274 + 60	VAL-MATIC	
SADDLE	24" X 2"		254 + 00	ROMAC	
ARV	2"		254 + 00	VAL-MATIC	
COUPLING	24" X 24"		224 + 25	ROCKWELL	
BUTTERFLY VALVE	24"	MJ	203 + 20	AMERICAN DARLING	
TEE	24" X 6"	MJ	203 + 20	TYLER	
REDUCER	6" X 4"	MJ	203 + 20	TYLER	
GATE VALVE	4"	MJ	203 + 20	AMERICAN DARLING	
90 DEGREE BEND	4"		203 + 20	TYLER	
RESTRAINT	4"		203 + 20	UNI-FLANGE	

GRAND STRAND WATER & SEWER AUTHORITY
AS-BUILT MATERIALS REPORT

PROJECT : CONWAY TRANSMISSION LINE, SECTION II — PAGE 3

FITTING	SIZE	TYPE MATERIAL	LOCATION STATION #	MANUFACTURER	REMARKS
MEGALUG	24"		203 + 20	EBAA IRON	
MEGALUG	24"		203 + 20	EBAA IRON	
824 RESTRAINT	24"		203 + 20	EBAA IRON	
SADDLE	24" X 2"		206 + 00	ROMAC	
ARV	2"		206 + 00	VAL-MATIC	
BUTTERFLY VALVE	24"		167 + 40	AMERICAN DARLING	
TEE	24" X 6"		167 + 40	TYLER	
REDUCER	6" X 4"		167 + 40	TYLER	
GATE VALVE	4"		167 + 40	AMERICAN DARLING	
90 DEGREE VALVE	4"		167 + 40	TYLER	
RESTRAINT	4"		167 + 40	UNI-FLANGE	
MEGALUG	24"		167 + 40	EBAA IRON	
MEGALUG	24"		167 + 40	EBAA IRON	
824 RESTRAINT	24"		167 + 40	EBAA IRON	
COUPLING	24"		135 + 00	ROCKWELL	
22 1/2 DEGREE BEND	24"	MJ	101 + 75	TYLER	
MEGALUG	24"	1024	101 + 75	EBAA IRON	
MEGALUG	24"	1024	101 + 75	EBAA IRON	
MEGALUG	24"	1024 PV	101 + 75	EBAA IRON	
45 DEGREE BEND	24"	MJ	100 + 50	TYLER	
11 1/4 DEGREE BEND	24"	MJ	100 + 50	TYLER	
MEGALUGS (4)	24"	1024	100 + 50	EBAA IRON	
MEGALUGS (2)	24"	1024 PV	100 + 50	EBAA IRON	
45 DEGREE BEND	24"	MJ	99 + 00	TYLER	
11 1/4 DEGREE BEND	24"	MJ	99 + 00	TYLER	

GRAND STRAND WATER & SEWER AUTHORITY
AS-BUILT MATERIALS REPORT

PROJECT : OCNWAY TRANSMISSION LINE, SECTION II — PAGE 4

FITTING	SIZE	TYPE MATERIAL	LOCATION STATION #	MANUFACTURER	REMARKS
MEGALUG (2)	24"	1024	99 + 00	EBAA IRON	
MEGALUG (2)	24"	1024PV	99 + 00	EBAA IRON	
SADDLE	24" X 2"		64 + 50	ROMAC	
ARV	2"		64 + 50	VAL-MATIC	
45 DEGREE BEND	24"	MJ	56 + 00	TYLER	
MEGALUG (4)	24"	1024 PV	56 + 00	EBAA IRON	
BUTTERFLY VALVE	24"	MJ	52 + 50	MUELLER	
TEE	24" X 6"	MJ	52 + 50	TYLER	
REDUCER	6" X 4"	MJ	52 + 50	TYLER	
GATE VALVE	4"	MJ	52 + 50	AMERICAN DARLING	
90 DEGREE BEND	4"	MJ	52 + 50	TYLER	
RESTRAINT	4"	MJ	52 + 50	UNI-FLANGE	
MEGALUG (2)	24"	MJ	52 + 50	EBAA IRON	
SADDLE	24" X 2"		52 + 50	ROMAC	
ARV	2"		50 + 50	VAL-MATIC	
BUTTERFLY VALVE	24"	MJ	23 + 00	MUELLER	
TEE	24" X 6"	MJ	23 + 00	TYLER	
REDUCER	6" X 4"	MJ	23 + 00	TYLER	
GATE VALVE	4"	MJ	23 + 00	AMERICAN DARLING	
90 DEGREE BEND	4"	MJ	23 + 00	TYLER	
RESTRAINT	4"		23 + 00	UNI-FLANGE	
MEGALUG (2)	4"		23 + 00	EBAA IRON	
SADDLE	24" X 2"		9 + 00	ROMAC	
ARV	2"		9 + 00	VAL-MATIC	
90 DEGREE BEND	24"	MJ	5 + 50	TYLER	
MEGALUG	24"	1024	5 + 50	EBAA IRON	

NOTE
DO NOT USE PROFILE INFORMATION SHOWN. FITTINGS, PIPE DEPTHS, & ASSOCIATED FEATURES ARE INCORRECT.

Fred Lloyd 6-11-91

REVISION	BY	DATE
AS BUILT	DJ	6/4/91

SURFACE WATER TREATMENT PROJECT
CONWAY TRANS. LINE SECTION 2

GRAND STRAND WATER & SEWER AUTHORITY
P.O. BOX 1537, CONWAY, S.C. 29526
TELEPHONE (803) 347-4641 OR 448-1686

DATE: JAN 1990
SCALE: HOR. 1"=100' VER. 1"=5'
DRAWN BY: ROBERT PERKINS
CHECKED BY: JIM HEMBREE
APPROVED BY: Fred R. Richardson
FRED RICHARDSON P.E. NO. 9853
SHEET 13 OF 14
DRAWING NO. 28-12-013-W