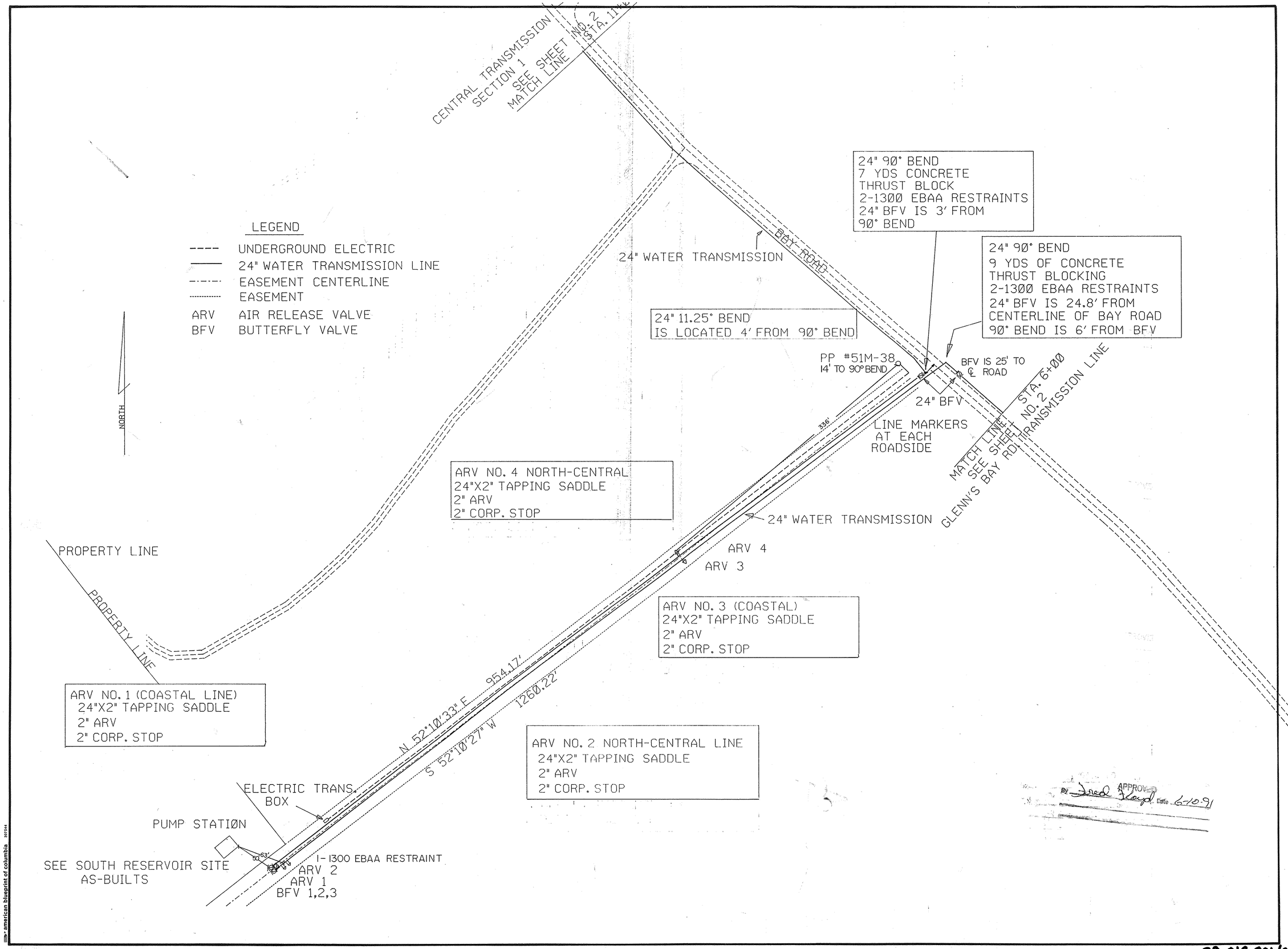

APPROVED BY Fred Lloyd Date 6-10-91

REVISION	BY	DATE
AS – BUILT	REP	6/91

SOUTH RESERVOIR/PUMP STATION
NORTH-CENTRAL-COASTAL TRANSMISSION LINES

GRAND STRAND WATER & SEWER AUTHORITY

P.O. BOX 1537, CONWAY, S.C. 29526 TELEPHONE (803) 347-4641 OR 448-1686

DATE	JUNE 1991
SCALE	1"=50'
DRAWN BY	ROBERT PERKINS
CHECKED BY	JIM HEMBREE
APPROVED BY	FRED RICHARDSON REG. NO. 9853
SHEET	OF
DRAWING NO.	28-10-006-W

28-014-001/005

american blueprint of columbia 39544

GRAND STRAND WATER AND SEWER AUTHORITY
AS-BUILT MATERIALS REPORT

PROJECT: GLENNS BAY TRANSMISSION LINE

FITTING	SIZE	TYPE MATERIAL	LOCATION STATION #	MANUFACTURER	REMARKS
BFV	24"	DUCTILE IRON	-8 + 46	MUELLER	
ARV	2"	--	-6 + 70	CRISPIN	
TAPPING SADDLE	24" x 2"	STAINLESS STEEL	-6 + 70	ROMAC	
GATE VALVE	2"	BRASS	-6 + 70	HAMMOND	
CORP STOP	2"	BRASS	-6 + 70	HAYES	
ARV	2"	--	-1 + 90	CRISPIN	
TAPPING SADDLE	24" x 2"	STAINLESS STEEL	-1 + 90	ROMAC	
GATE VALVE	2"	BRASS	-1 + 90	HAMMOND	
CORP STOP	2"	BRASS	-1 + 90	HAYES	
1350 + 1300	24"	STEEL	0 + 29	NAPCO	RESTRAINT
1350 + 1300	24"	STEEL	0 + 49	NAPCO	RESTRAINT
1350 + 1300	24"	STEEL	0 + 69	NAPCO	RESTRAINT
1300	24"	STEEL	0 + 89	NAPCO	RESTRAINT
90 BEND	24"	DUCTILE IRON	0 + 90	TYLER	& YARDS. CONCRETE
1300	24"	STEEL	0 + 91	NAPCO	RESTRAINT
1350 + 1300	24"	STEEL	0 + 93	NAPCO	RESTRAINT
BFV	24"	DUCTILE IRON	1 + 10	MUELLER	
1300	24"	STEEL	1 + 11	NAPCO	RESTRAINT
1350 + 1300	24"	STEEL	1 + 31	NAPCO	RESTRAINT
1350 + 1300	24"	STEEL	1 + 51	NAPCO	RESTRAINT
1350 + 1300	24"	STEEL	1 + 71	NAPCO	RESTRAINT
ARV	2"	-	25 + 90	CRISPIN	
TAPPING SADDLE	24" x 2"	STAINLESS STEEL	25 + 90	ROMAC	
GATE VALVE	2"	BRASS	25 + 90	HAMMOND	

PAGE 2

FITTING	SIZE	TYPE MATERIAL	LOCATION STATION #	MANUFACTURER	REMARKS
CORP STOP	2"	BRASS	25 + 90	HAYES	
1350	24"	STEEL	33 + 46	NAPCO	RESTRAINT
TEE	24" X 12"	DUCTILE IRON	33 + 50	TYLER	
BFV	24"	DUCTILE IRON	33 + 60	MUELLER	
1300	24"	STEEL	33 + 64	NAPCO	RESTRAINT
1350 + 1300	24"	STEEL	33 + 84	NAPCO	RESTRAINT
1350 + 1300	24"	STEEL	34 + 04	NAPCO	RESTRAINT
1350 + 1300	24"	STEEL	34 + 24	NAPCO	RESTRAINT
ARV	2"	--	61 + 20	CRISPIN	
TAPPING SADDLE	24" X 2"	STAINLESS STEEL	61 + 20	ROMAC	
GATE VALVE	2"	BRASS	61 + 20	HAMMOND	
CORP STOP	2"	BRASS	61 + 20	HAYES	
BELL LEAK CLAMP	24"	IRON	70 + 50	ROCKWELL	
BELL LEAK CLAMP	24"	IRON	70 + 85	ROCKWELL	
1350 + 1300			77 + 17	NAPCO	RESTRAINT
1350 + 1300			77 + 37	NAPCO	RESTRAINT
1350 + 1300			77 + 57	NAPCO	
1300			77 + 77	NAPCO	RESTRAINT
45 DEGREE BEND	24"	DUCTILE IRON	77 + 80	TYLER	16 YARDS OF CONCRETE
1300 + 1350	24"	STEEL	77 + 85	NAPCO	RESTRAINT
1300	24"	STEEL	77 + 90	NAPCO	RESTRAINT
1300	24"	STEEL	77 + 95	NAPCO	RESTRAINT
1300 + 1350	24"	STEEL	78 + 00	NAPCO	RESTRAINT
45 DEGREE BEND	24"	DUCTILE IRON	78 + 10	TYLER	16 YARDS CONCRETE
1300	24"	STEEL	78 + 14	NAPCO	RESTRAINT
1350 + 1300	24"	STEEL	78 + 34	NAPCO	RESTRAINT

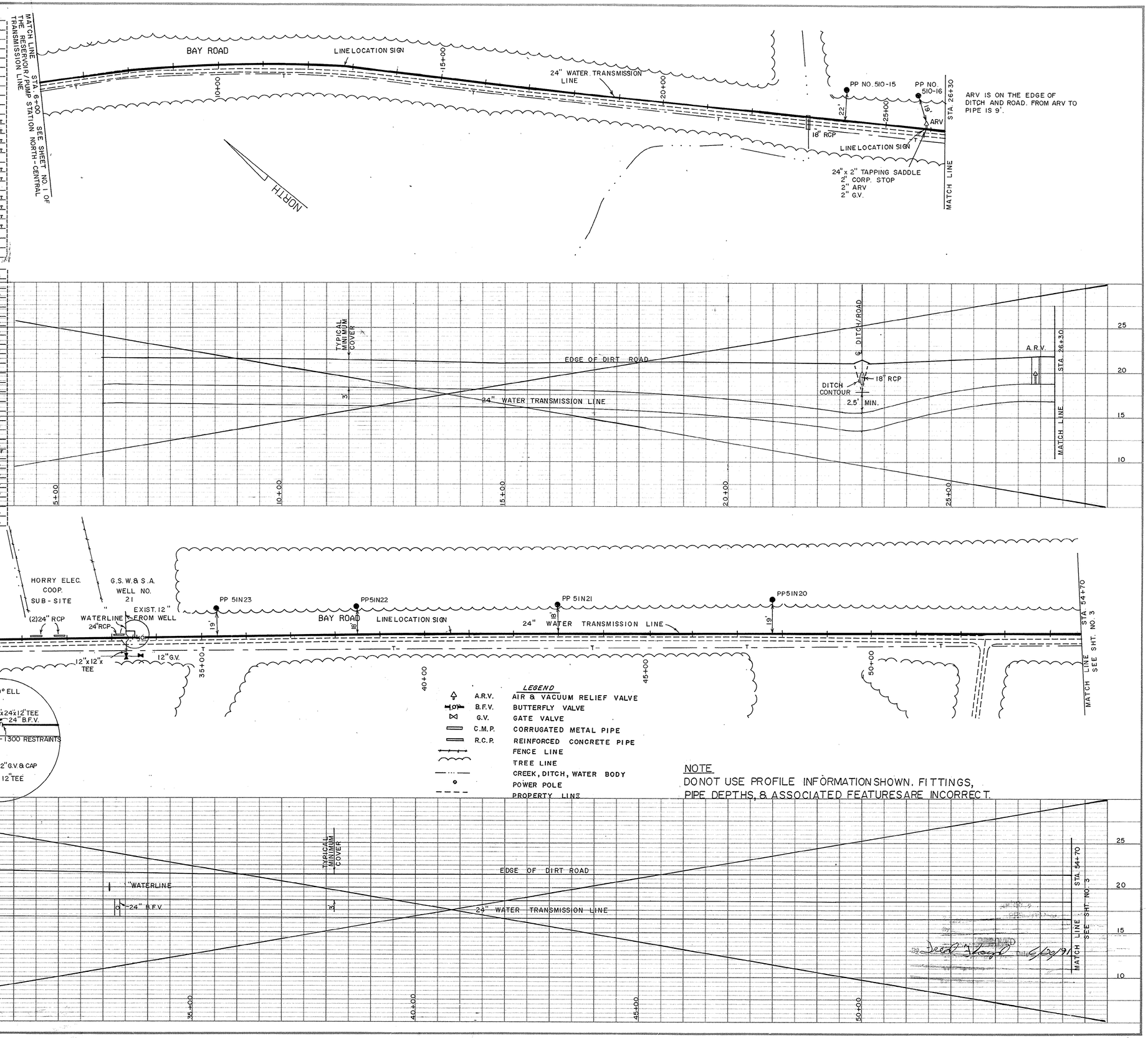

NOTE
DO NOT USE PROFILE INFORMATION SHOWN. FITTINGS, PIPE DEPTHS, & ASSOCIATED FEATURES ARE INCORRECT.

REVISION	BY	DATE
AS-BUILT	REP	6/91

SURFACE WATER TREATMENT PROJECT

GLENN'S BAY RD. TRANSMISSION LINE

GRAND STRAND WATER & SEWER AUTHORITY

TELEPHONE (803) 347-4641 OR 448-1686

P.O. BOX 1537, CONWAY, S.C. 29526

DATE	MARCH 1989
SCALE	VERTICAL 1" = 5' HORIZONTAL 1" = 100'
DRAWN BY	ROBERT PERKINS
CHECKED BY	JIM HEMBREE
APPROVED BY	Fred Richardson
	FRED RICHARDSON P.E. NO. 9853
	SHEET 2 OF 6
DRAWING NO.	~~28-014-002/005~~ W

28-014-002/005

american blueprint of columbia 36747

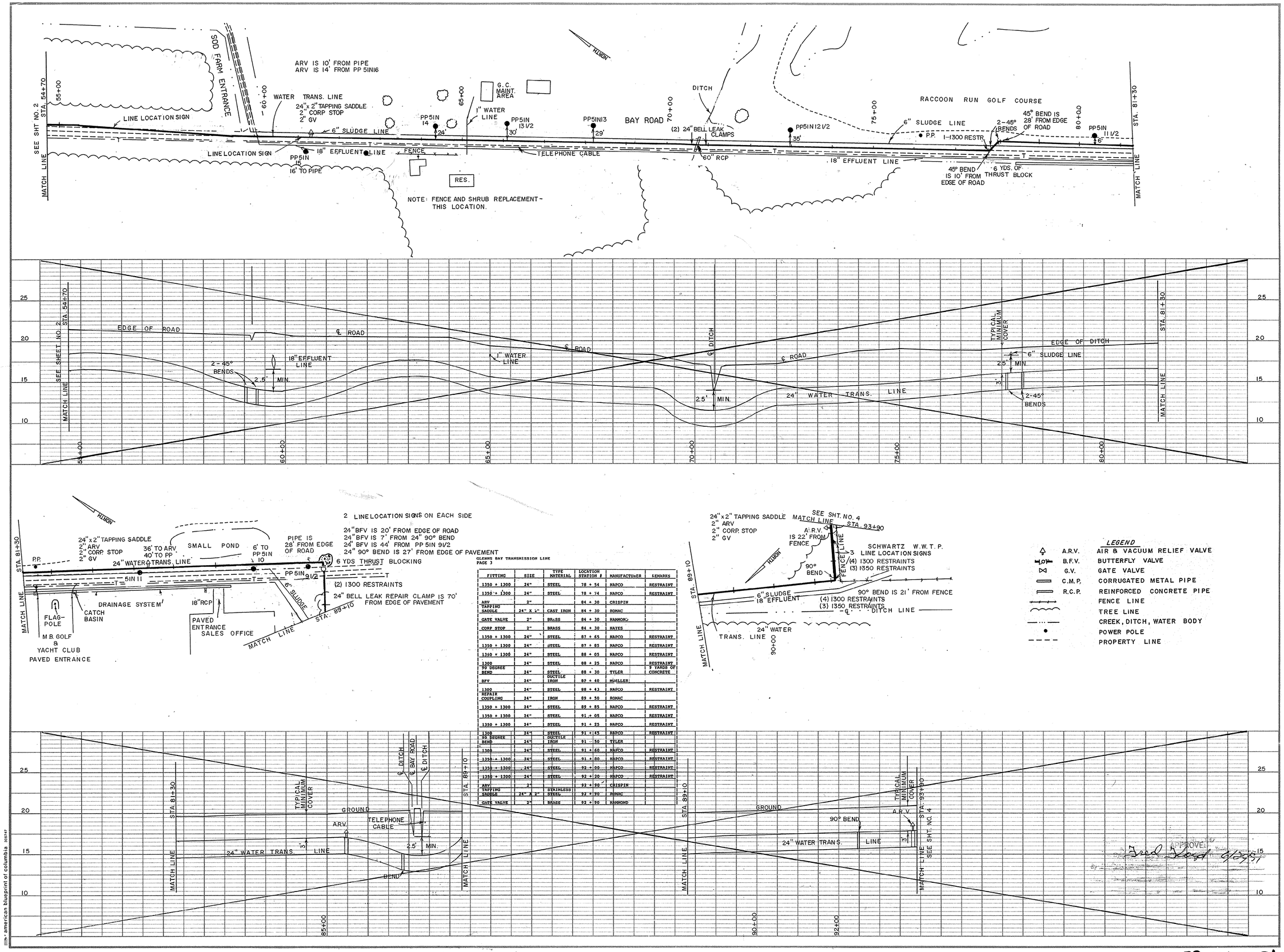

FITTING	SIZE	TYPE MATERIAL	LOCATION STATION #	MANUFACTURER	REMARKS
1350 + 1300	24"	STEEL	78 + 54	NAPCO	RESTRAINT
1350 + 1300	24"	STEEL	78 + 74	NAPCO	RESTRAINT
ARV	2"		84 + 30	CRISPIN	
TAPPING SADDLE	24" X 2"	CAST IRON	84 + 30	ROMAC	
GATE VALVE	2"	BRASS	84 + 30	HANMOND	
CORP STOP	2"	BRASS	84 + 30	HAYES	
1350 + 1300	24"	STEEL	87 + 65	NAPCO	RESTRAINT
1350 + 1300	24"	STEEL	87 + 85	NAPCO	RESTRAINT
1350 + 1300	24"	STEEL	88 + 05	NAPCO	RESTRAINT
1300	24"	STEEL	88 + 25	NAPCO	RESTRAINT
90 DEGREE BEND	24"	STEEL	88 + 30	TYLER	3 YARDS OF CONCRETE
BFV	24"	DUCTILE IRON	89 + 40	MUELLER	
1300	24"	STEEL	88 + 43	NAPCO	RESTRAINT
REPAIR COUPLING	24"	IRON	89 + 50	ROMAC	
1350 + 1300	24"	STEEL	89 + 85	NAPCO	RESTRAINT
1350 + 1300	24"	STEEL	91 + 05	NAPCO	RESTRAINT
1350 + 1300	24"	STEEL	91 + 25	NAPCO	RESTRAINT
1300	24"	STEEL	91 + 45	NAPCO	RESTRAINT
90 DEGREE BEND	24"	DUCTILE IRON	91 + 50	TYLER	
1300	24"	STEEL	91 + 60	NAPCO	RESTRAINT
1350 + 1300	24"	STEEL	91 + 80	NAPCO	RESTRAINT
1350 + 1300	24"	STEEL	92 + 00	NAPCO	RESTRAINT
1350 + 1300	24"	STEEL	92 + 20	NAPCO	RESTRAINT
ARV	2"		92 + 90	CRISPIN	
TAPPING SADDLE	24" X 2"	STAINLESS STEEL	92 + 90	ROMAC	
GATE VALVE	2"	BRASS	92 + 90	HANMOND	

GLENNS BAY TRANSMISSION LINE
PAGE 3

LEGEND

A.R.V.	AIR & VACUUM RELIEF VALVE
B.F.V.	BUTTERFLY VALVE
G.V.	GATE VALVE
C.M.P.	CORRUGATED METAL PIPE
R.C.P.	REINFORCED CONCRETE PIPE
	FENCE LINE
	TREE LINE
	CREEK, DITCH, WATER BODY
	POWER POLE
	PROPERTY LINE

REVISION	BY	DATE
AS-BUILT	REP	6/91

SURFACE WATER TREATMENT PROJECT

GLENN'S BAY RD. TRANSMISSION LINE

GRAND STRAND WATER & SEWER AUTHORITY

TELEPHONE (803) 347-4641 OR 448-1686

P.O. BOX 1537, CONWAY, S.C. 29526

DATE	MARCH, 1989
SCALE	HORIZONTAL 1"=100' VERTICAL 1"= 5'
DRAWN BY	ROBERT PERKINS
CHECKED BY	JIM HEMBREE
APPROVED BY	Fred Richardson
	FRED RICHARDSON P.E. NO. 9853
SHEET 3 OF 6	
DRAWING NO.	28-014-003-W

28-014-003/005

american blueprint of columbia 326747

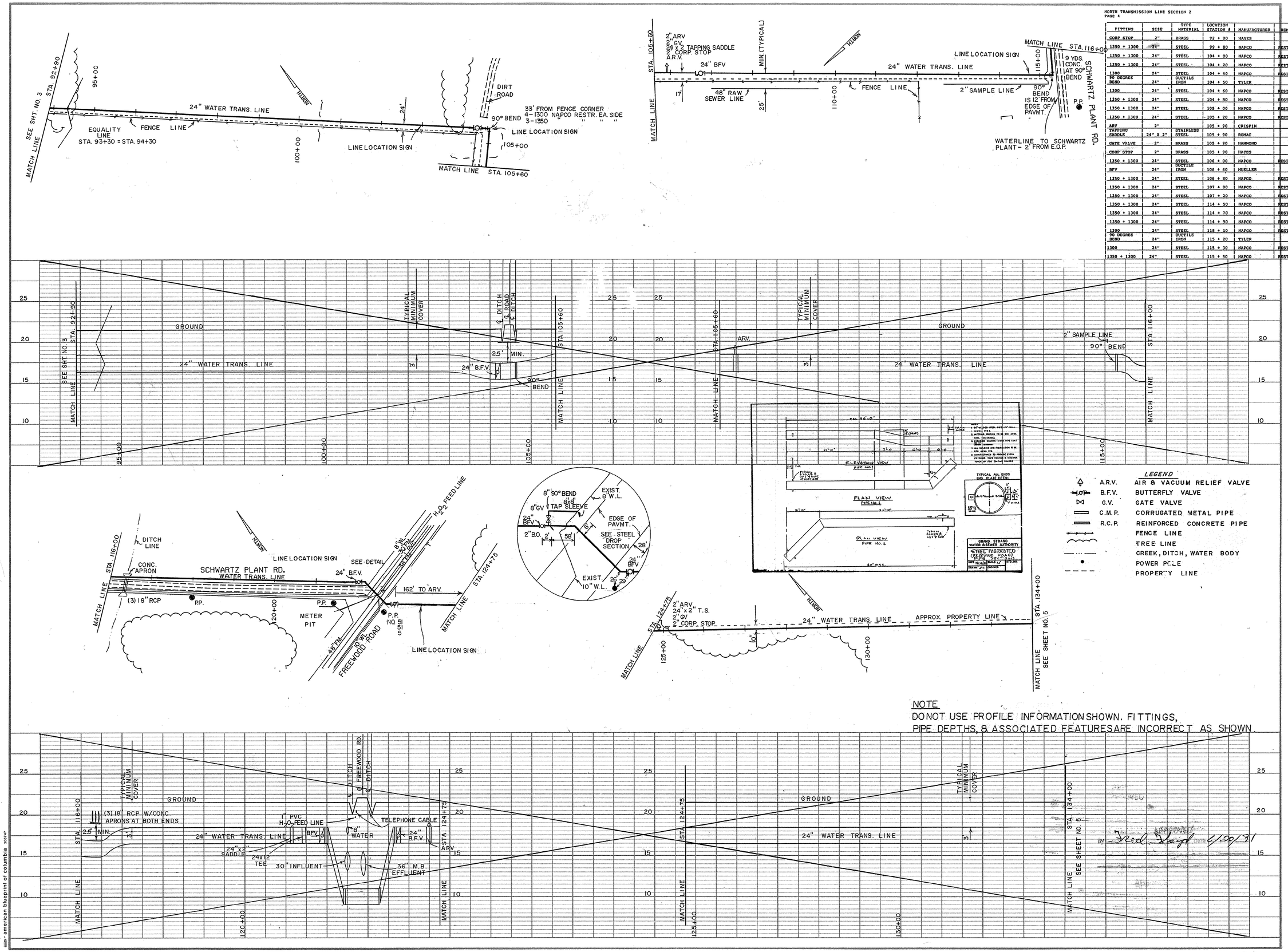

NORTH TRANSMISSION LINE SECTION 2
PAGE 4

FITTING	SIZE	TYPE MATERIAL	LOCATION STATION #	MANUFACTURER	REMARKS
CORP STOP	2"	BRASS	92 + 90	HAYES	
1350 + 1300	24"	STEEL	99 + 80	NAPCO	RESTRAINT
1350 + 1300	24"	STEEL	104 + 00	NAPCO	RESTRAINT
1350 + 1300	24"	STEEL	104 + 20	NAPCO	RESTRAINT
1300	24"	STEEL	104 + 40	NAPCO	RESTRAINT
90 DEGREE BEND	24"	DUCTILE IRON	104 + 50	TYLER	
1300	24"	STEEL	104 + 60	NAPCO	RESTRAINT
1350 + 1300	24"	STEEL	104 + 80	NAPCO	RESTRAINT
1350 + 1300	24"	STEEL	105 + 00	NAPCO	RESTRAINT
1350 + 1300	24"	STEEL	105 + 20	NAPCO	RESTRAINT
ARV	2"		105 + 90	CRISPIN	
TAPPING SADDLE	24" X 2"	STAINLESS STEEL	105 + 90	ROMAC	
GATE VALVE	2"	BRASS	105 + 90	HAMMOND	
CORP STOP	2"	BRASS	105 + 90	HAYES	
1350 + 1300	24"	STEEL	106 + 00	NAPCO	RESTRAINT
BFV	24"	DUCTILE IRON	106 + 60	MUELLER	
1350 + 1300	24"	STEEL	106 + 80	NAPCO	RESTRAINT
1350 + 1300	24"	STEEL	107 + 00	NAPCO	RESTRAINT
1350 + 1300	24"	STEEL	107 + 20	NAPCO	RESTRAINT
1350 + 1300	24"	STEEL	114 + 50	NAPCO	RESTRAINT
1350 + 1300	24"	STEEL	114 + 70	NAPCO	RESTRAINT
1350 + 1300	24"	STEEL	114 + 90	NAPCO	RESTRAINT
1300	24"	STEEL	115 + 10	NAPCO	RESTRAINT
90 DEGREE BEND	24"	DUCTILE IRON	115 + 20	TYLER	
1300	24"	STEEL	115 + 30	NAPCO	RESTRAINT
1350 + 1300	24"	STEEL	115 + 50	NAPCO	RESTRAINT

NOTE
DO NOT USE PROFILE INFORMATION SHOWN. FITTINGS, PIPE DEPTHS, & ASSOCIATED FEATURES ARE INCORRECT AS SHOWN.

REVISION	BY	DATE
AS-BUILT	REP	6/91

SURFACE WATER TREATMENT PROJECT

GLENN'S BAY RD. TRANSMISSION LINE

GRAND STRAND WATER & SEWER AUTHORITY

P.O. BOX 1537, CONWAY, S.C. 29526 TELEPHONE (803) 347-4641 OR 448-1686

DATE	MARCH, 1989
SCALE	HORIZONTAL 1" = 100' VERTICAL 1" = 5'
DRAWN BY	ROBERT PERKINS
CHECKED BY	JIM HEMBREE
APPROVED BY	Fred Richardson
FRED RICHARDSON P.E. NO. 9853	
SHEET 4 OF 5	
DRAWING NO.	28-14-005-W

28-014-004/005

american blueprint of columbia 26947

GLENS BAY TRANSMISSION LINE
PAGE 5

FITTING	SIZE	TYPE MATERIAL	LOCATION STATION #	MANUFACTURER	REMARKS
1350 + 1300	24"	STEEL	115 + 70	NAPCO	RESTRAINT
1350 + 1300	24"	STEEL	115 + 90	NAPCO	RESTRAINT
1350 + 1300	24"	STEEL	121 + 40	NAPCO	RESTRAINT
1350 + 1300	24"	STEEL	121 + 60	NAPCO	RESTRAINT
1350 + 1300	24"	STEEL	121 + 80	NAPCO	RESTRAINT
1300	24"	STEEL	122 + 00	NAPCO	RESTRAINT
TAPPING SADDLE	24" X 2"	STAINLESS STEEL	122 + 10	ROMAC	
TEE	24" X 12"	DUCTILE IRON	122 + 12	TYLER	
BFV	24"	DUCTILE IRON	122 + 30	MUELLER	
45 DEGREE BEND	24"	DUCTILE IRON	122 + 40	TYLER	6 YARDS OF CONCRETE
ADJOINING COUPLING	30" X 24"	IRON	122 + 45	ROMAC	
ADJOINING COUPLING	30" X 24"	IRON	123 + 20	ROMAC	
1300	24"	STEEL	123 + 30	NAPCO	RESTRAINT
45 DEGREE BEND	24"	DUCTILE IRON	123 + 40	TYLER	6 YARDS OF CONCRETE
1300	24"	STEEL	123 + 50	NAPCO	RESTRAINT
BFV	24"	DUCTILE IRON	123 + 70	MUELLER	
1300	24"	STEEL	123 + 80	NAPCO	RESTRAINT
ARV	2"		124 + 30	CRISPIN	
TAPPING SADDLE	24 " X 2"	STAINLESS STEEL	124 + 30	ROMAC	
GATE VALVE	2"	BRASS	124 + 30	HAMMOND	
CORP STOP	2"	BRASS	124 + 30	HAYES	
1350 + 1300	24"	STEEL	137 + 65	NAPCO	RESTRAINT
1350 + 1300	24"	STEEL	137 + 85	NAPCO	RESTRAINT
1350 + 1300	24"	STEEL	138 + 05	NAPCO	RESTRAINT
1300	24"	STEEL	138 + 25	NAPCO	RESTRAINT

GLENS BAY TRANSMISSION LINE
PAGE 6

FITTING	SIZE	TYPE MATERIAL	LOCATION STATION #	MANUFACTURER	REMARKS
90 DEGREE BEND	24"	DUCTILE IRON	138 + 35	TYLER	
1300	24"	STEEL	138 + 45	NAPCO	RESTRAINT
1350 + 1300	24"	STEEL	138 + 65	NAPCO	RESTRAINT
1350 + 1300	24"	STEEL	138 + 85	NAPCO	RESTRAINT
1350 + 1300	24"	STEEL	138 + 05	NAPCO	RESTRAINT
1350 + 1300	24"	STEEL	138 + 80	NAPCO	RESTRAINT
1350 + 1300	24"	STEEL	139 + 00	NAPCO	RESTRAINT
1350 + 1300	24"	STEEL	139 + 20	NAPCO	RESTRAINT
1300	24"	STEEL	139 + 40	NAPCO	RESTRAINT
90 DEGREE BEND	24"	DUCTILE IRON	139 + 50	TYLER	
1300	24"	STEEL	139 + 60	NAPCO	RESTRAINT
1350 + 1300	24"	STEEL	139 + 80	NAPCO	RESTRAINT
1350 + 1300	24"	STEEL	[illegible]	NAPCO	RESTRAINT
1350 + 1300	24"	STEEL	145 + 35	NAPCO	RESTRAINT
ARV	2"		150 + 60	CRISPIN	
TAPPING SADDLE	24" X 2"	STAINLESS STEEL	150 + 60	ROMAC	
GATE VALVE	2"	BRASS	150 + 60	HAMMOND	
CORP STOP	2"	BRASS	150 + 60	HAYES	
1300	24"	STEEL	150 + 80	NAPCO	RESTRAINT
BFV	24"	DUCTILE IRON	151 + 00	MUELLER	
1300	24"	STEEL	160 + 20	NAPCO	RESTRAINT
1300	24"	STEEL	[illegible]	NAPCO	RESTRAINT
90 DEGREE BEND	24"	DUCTILE IRON	151 + 50	TYLER	
1300	24"	STEEL	151 + 60	NAPCO	RESTRAINT
TAPPING SADDLE	24" X 2"	STAINLESS STEEL	176 + 30	ROMAC	
REDUCER	24" X 20"	DUCTILE IRON	176 + 40	TYLER	
GATE VALVE	20"	DUCTILE IRON	176 + 50	MUELLER	

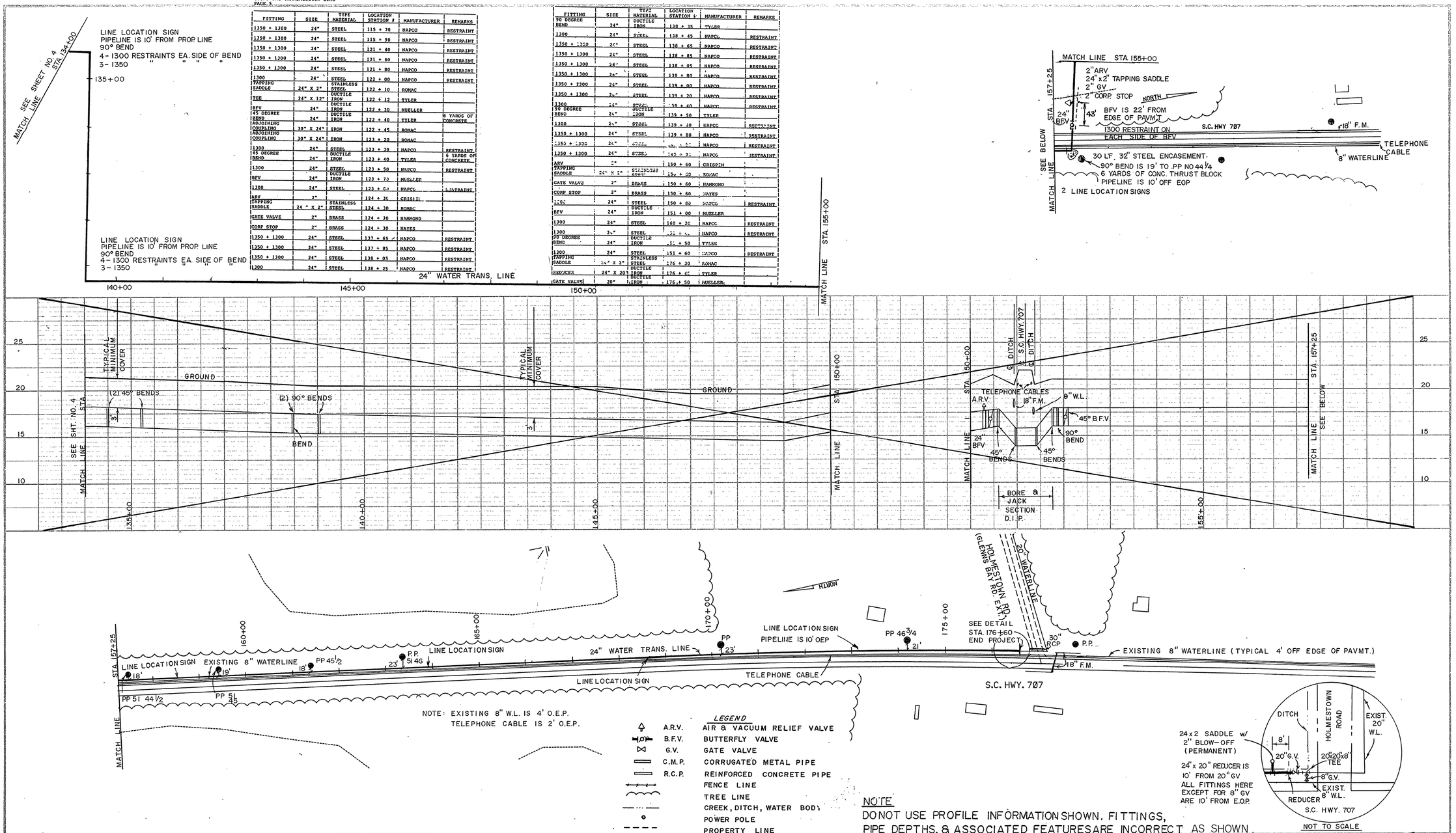

REVISION	BY	DATE
AS - BUILT	REP	6/91

SURFACE WATER TREATMENT PROJECT

GLENN'S BAY RD. TRANSMISSION LINE

GRAND STRAND WATER & SEWER AUTHORITY

TELEPHONE (803) 347-4641 OR 448-1686

P.O. BOX 1537, CONWAY, S.C. 29526

DATE	MARCH, 1989
SCALE	HORIZONTAL 1" = 100' VERTICAL 1" = 5'
DRAWN BY	ROBERT PERKINS
CHECKED BY	JIM HEMBREE
APPROVED BY	Fred Richardson
	FRED RICHARDSON P.E. NO. 9853
SHEET 5 OF 6	
DRAWING NO.	005-W

28-014-005/005

american blueprint of columbia 393147