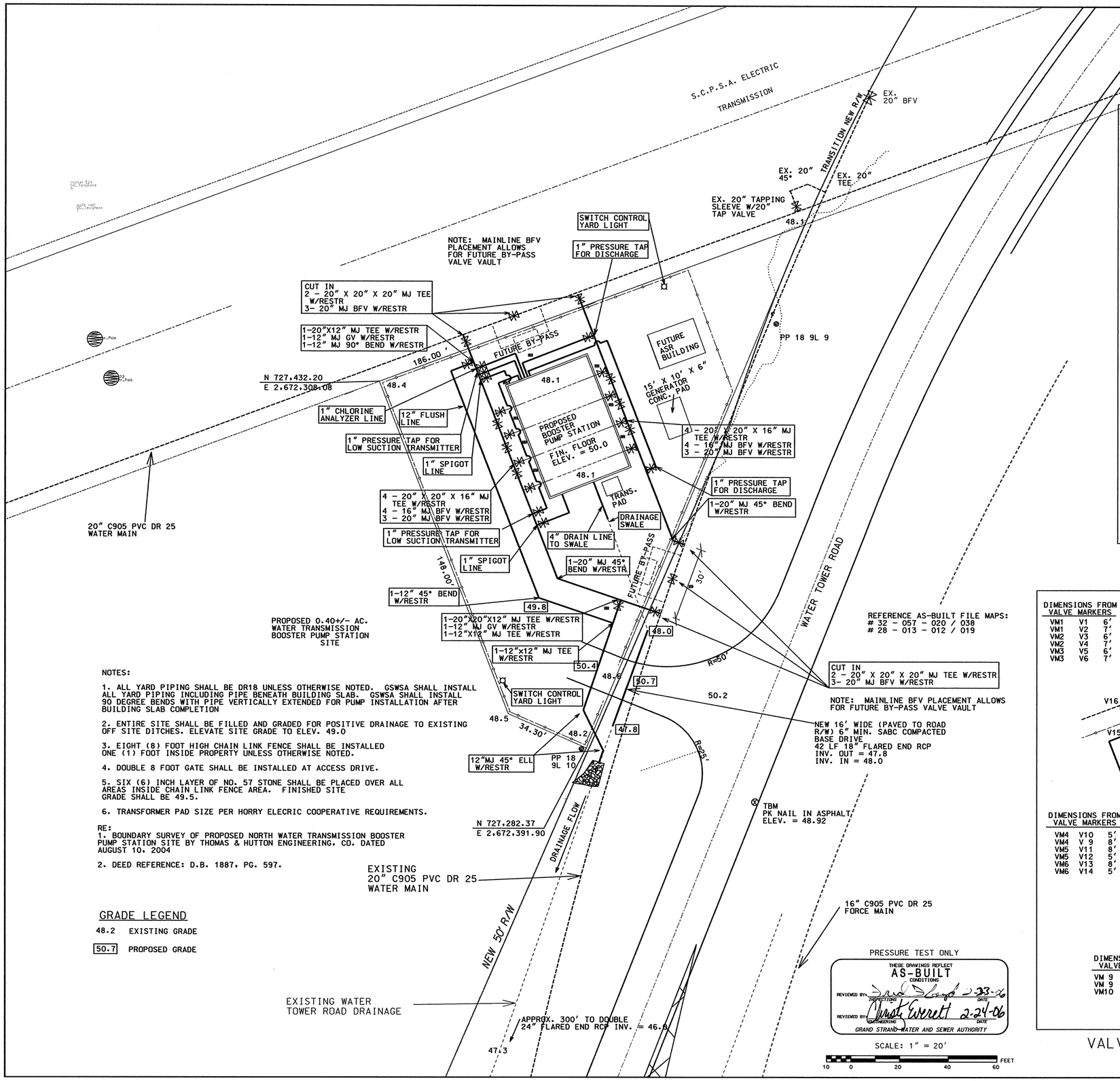

NOTES:

1. ALL YARD PIPING SHALL BE DR18 UNLESS OTHERWISE NOTED. GSWSA SHALL INSTALL ALL YARD PIPING INCLUDING PIPE BENEATH BUILDING SLAB. GSWSA SHALL INSTALL 90 DEGREE BENDS WITH PIPE VERTICALLY EXTENDED FOR PUMP INSTALLATION AFTER BUILDING SLAB COMPLETION

2. ENTIRE SITE SHALL BE FILLED AND GRADED FOR POSITIVE DRAINAGE TO EXISTING OFF SITE DITCHES. ELEVATE SITE GRADE TO ELEV. 49.0

3. EIGHT (8) FOOT HIGH CHAIN LINK FENCE SHALL BE INSTALLED ONE (1) FOOT INSIDE PROPERTY UNLESS OTHERWISE NOTED.

4. DOUBLE 8 FOOT GATE SHALL BE INSTALLED AT ACCESS DRIVE.

5. SIX (6) INCH LAYER OF NO. 57 STONE SHALL BE PLACED OVER ALL AREAS INSIDE CHAIN LINK FENCE AREA. FINISHED SITE GRADE SHALL BE 49.5.

6. TRANSFORMER PAD SIZE PER HORRY ELECRIC COOPERATIVE REQUIREMENTS.

RE:
1. BOUNDARY SURVEY OF PROPOSED NORTH WATER TRANSMISSION BOOSTER PUMP STATION SITE BY THOMAS & HUTTON ENGINEERING. CO. DATED AUGUST 10. 2004

2. DEED REFERENCE: D.B. 1887. PG. 597.

GRADE LEGEND

48.2 EXISTING GRADE

50.7 PROPOSED GRADE

PRESSURE TEST ONLY

THESE DRAWINGS REFLECT
AS-BUILT
CONDITIONS

REVIEWED BY: [signature] 2-23-06
INSPECTIONS DATE

REVIEWED BY: Christy Everett 2-24-06
ENGINEERING DATE

GRAND STRAND WATER AND SEWER AUTHORITY

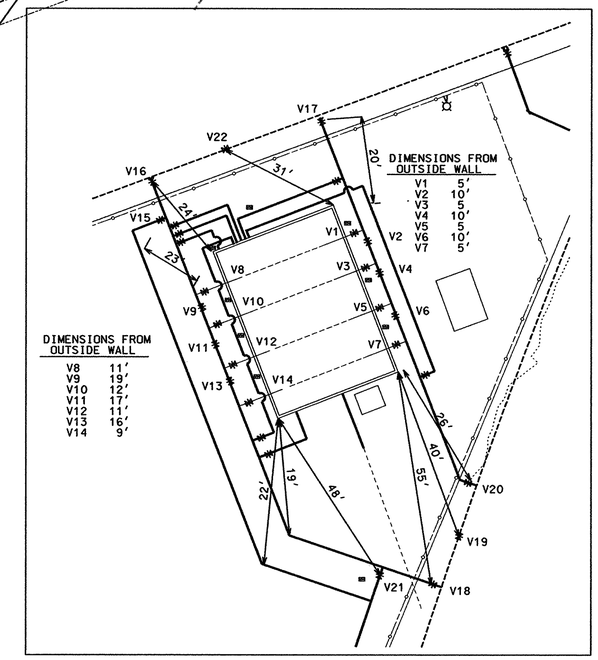

DIMENSIONS FROM OUTSIDE WALL

V1	5'
V2	10'
V3	5
V4	10'
V5	5
V6	10'
V7	5'

DIMENSIONS FROM OUTSIDE WALL

V8	11'
V9	19'
V10	12'
V11	17'
V12	11'
V13	16'
V14	9'

VALVE & FITTINGS DIMENSIONS

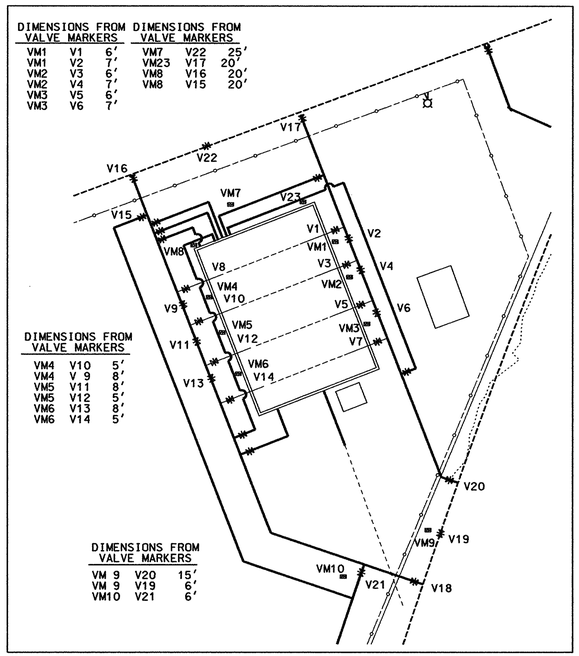

DIMENSIONS FROM VALVE MARKERS

VM1	V1	6'
VM1	V2	7'
VM2	V3	6'
VM2	V4	7'
VM3	V5	6'
VM3	V6	7'

DIMENSIONS FROM VALVE MARKERS

VM7	V22	25'
VM23	V17	20'
VM8	V16	20'
VM8	V15	20'

DIMENSIONS FROM VALVE MARKERS

VM4	V10	5'
VM4	V 9	8'
VM5	V11	8'
VM5	V12	5'
VM6	V13	8'
VM6	V14	5'

DIMENSIONS FROM VALVE MARKERS

VM 9	V20	15'
VM 9	V19	6'
VM10	V21	6'

VALVE / MARKERS DIMENSIONS

NORTH WATER TRANSMISSION BOOSTER PUMP STATION

REVISION	BY	DATE
1. NEW SITE LAYOUT DUE TO BOUNDARY REDUCTION	REP	AUG. 2004
2. CONSTRUCTION NOTES ADDED.	REP	OCT. 2004
3. FINISH GRADE ELEVATIONS ADDED.	REP	NOV. 2004
4. SEDIMENT AND EROSION CONTROL NOTES ADDED.	REP	MAR. 2005
5. AS BUILT	REP	MAR. 2006

GRAND STRAND WATER & SEWER AUTHORITY
170 JACKSON BLUFF RD.
P.O. BOX 392
CONWAY, SC 29528-2208
(843) 347-3454 OR (843) 650-1506
FAX: (843) 347-3755
E-MAIL: GSWSA.COM

NORTH WATER TRANSMISSION BOOSTER PUMP STATION

(NEAR S.C. HWY 22 AND S.C. HWY. 31 INTERCHANGE)

PROJ. # 482-06

SOUTH CAROLINA PROFESSIONAL ENGINEER
REGISTERED
NO.9853
FRED R. RICHARDSON

SC DHEC CONSTR. PERMIT #19,629
ISSUED: MAY 4, 2004

DATE: JANUARY 2004

SCALE: AS SHOWN

FILENAME: SITE-PLAN

DRAWN BY	ROBERT E. PERKINS
CHECKED BY	CHRISTINA S. EVERETT

APPROVED BY

FRED R. RICHARDSON PE #9853

SHEET 1 OF 1

DWG # 28-028-~~026~~ 001

F:\robert\proj\sets\north water trs Feb 21, 2006 11:09:36