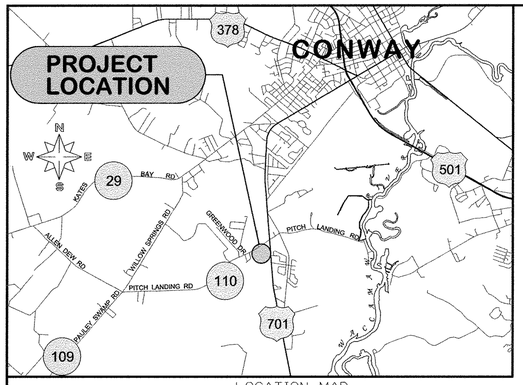

LOCATION MAP
NTS

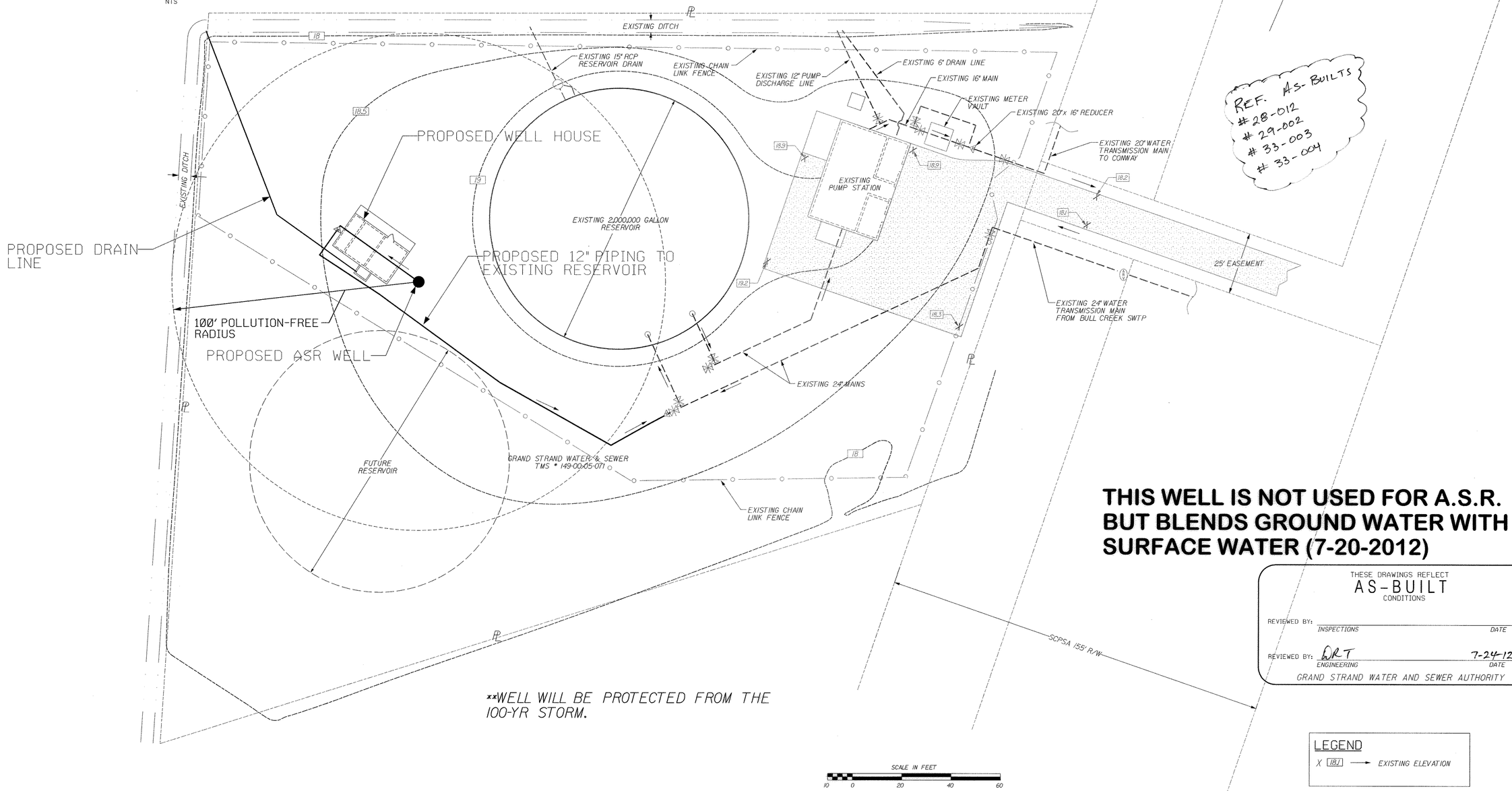

THIS WELL IS NOT USED FOR A.S.R. BUT BLENDS GROUND WATER WITH SURFACE WATER (7-20-2012)

THESE DRAWINGS REFLECT
AS-BUILT
CONDITIONS

REVIEWED BY: _____ INSPECTIONS DATE

REVIEWED BY: DRT ENGINEERING 7-24-12 DATE

GRAND STRAND WATER AND SEWER AUTHORITY

LEGEND
X 18.1 → EXISTING ELEVATION

**WELL WILL BE PROTECTED FROM THE 100-YR STORM.

CONWAY RESERVOIR – WELL #90 (SITE PLAN AND LOCATION)

REVISION	BY	DATE

GRAND STRAND WATER & SEWER AUTHORITY
170 JACKSON BLUFF RD.
P.O. BOX 2368
CONWAY, SC 29528-2368
(843) 347-4641 OR 448-1686
(843) 347-4600 (FAX)
E-MAIL: GSWSA.COM

CONWAY RESERVOIR – WELL #90
~~ASR~~ PROJECT
(GROUND WATER /SURFACE WATER BLEND)
[ON PITCH LANDING RD (S26-110)]
PROJ. #

NORTH CAROLINA REGISTERED PROFESSIONAL ENGINEER No. 21255 CHRISTINA S. EVERETT

SC DHEC CONSTR. PERMIT # ISSUED:	
DATE: NOVEMBER 2006 A.D.	
SCALE: AS SHOWN	
FILENAME: conway_reservoir.dgn	
DRAWN BY	RAY THOMPKINS
CHECKED BY	DAVID STRICKLAND
APPROVED BY	CHRISTINA S. EVERETT PE #21255
SHEET 1 OF 3	
DWG #	

conway_reservoir.dgn Well house 7/23/2012 12:50:08 PM

33-016-001/3-W

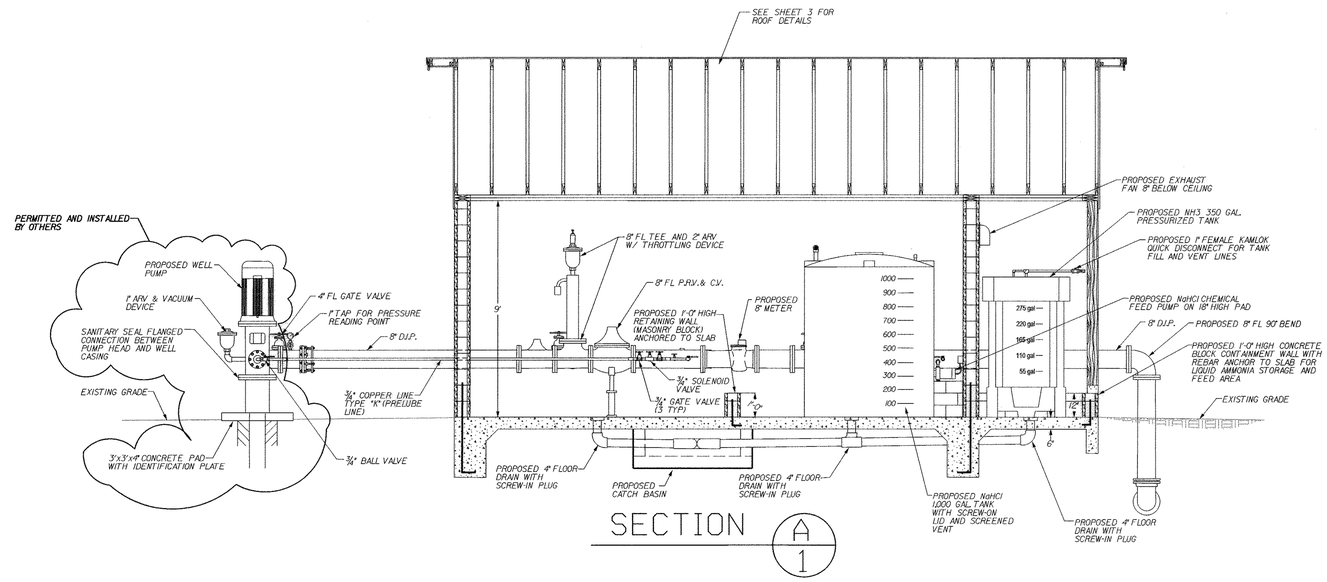

SECTION A/1

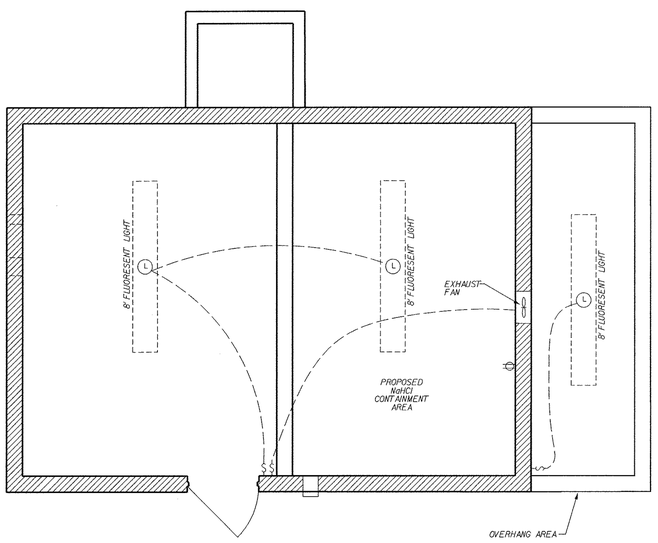

ELECTRICAL PLAN

(SEE SHEET 3 FOR ADDITIONAL NOTES)

ALL ELECTRICAL WIRING SHALL BE IN CONDUIT AND SHALL MEET ALL THE REQUIREMENTS OF THE NATIONAL ELECTRICAL CODE.

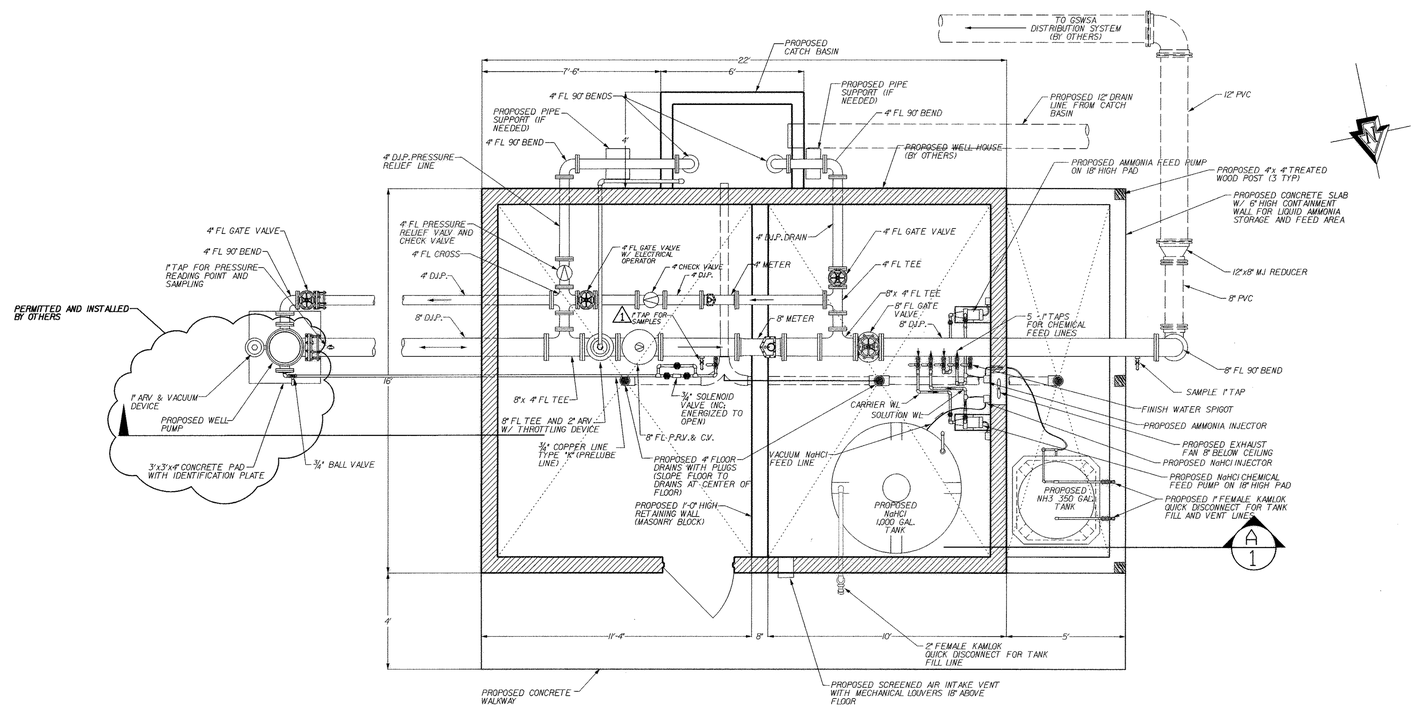

PLAN VIEW

SCALE IN FEET

0' 1' 2' 3' 6'

THESE DRAWINGS REFLECT
AS-BUILT
CONDITIONS

REVIEWED BY: _____
INSPECTIONS DATE

REVIEWED BY: DRT 7-24-12
ENGINEERING DATE

GRAND STRAND WATER AND SEWER AUTHORITY

CONWAY RESERVOIR – WELL #90

REVISION	BY	DATE

GRAND STRAND WATER & SEWER AUTHORITY
170 JACKSON BLUFF RD.
P.O. BOX 2368
CONWAY, SC 29528-2368
(843) 347-1560 OR 448-1585
(843) 347-1680 (FAX)
E-MAIL: GSWSA.COM

CONWAY RESERVOIR – WELL #90
~~ASR~~ PROJECT
(GROUND WATER /SURFACE WATER BLEND)
[ON PITCH LANDING RD (S26-110)]

PROJ. #

SOUTH CAROLINA REGISTERED PROFESSIONAL ENGINEER No. 21255 CHRISTINA S. EVERETT

SC DHEC CONSTR. PERMIT # ISSUED:	
DATE: NOVEMBER 2006 A.D.	
SCALE: AS SHOWN	
FILENAME: conway_reservoir.dgn	
DRAWN BY	RAY THOMPKINS
CHECKED BY	DAVID STRICKLAND
APPROVED BY	
CHRISTINA S. EVERETT PE #21255	
SHEET 2 OF 3	
DWG #	

CONWAY RESERVOIR – WELL #90

conway_reservoir.dgn Well house 7/23/2012 12:50:36 PM

33-016-002/3-W

CONWAY RESERVOIR ASR WELL HOUSE

1. The building site will be prepared by the building Contractor with compacted sand and a base area prepared and made ready before setting form boards and proceeding with the installation of the building. Contractor is to obtain building permit.

2. Concrete floor is to be 6" slab with 10 ga. wire mesh and 6 mil. vapor barrier with foundation. Owner may specify up to 4 sizes and locations for electrical conduit penetration under flooring. Finish floor elevation to be at 40' or same as valve vault.

3. All electrical work shall be provided by owner. Building contractor shall coordinate installation of electrical with owner.

4. The entire front of the building and overhang will have a 4" thick slab extending out 4' beyond wall.

5. 22' x 16' x 9'-0" block building with a 5' overhang chemical storage and feed area. All walls to be constructed with 8" concrete block with dura-wall every third course. Block walls to have #5 rebar @ 48" O.C. and at all corners and openings and will extend into 8" bond beam. All cavities with rebar and bond beams to be filled with concrete. All other wall cavities shall be filled with vermiculite insulation.

6. All door frames will be metal.

7. All doors will have keyless locks (ILCO Unican level type)

8. All chemical feed/containment areas shall have a 1'-0" high leak-proof wall.

9. The main building shall have a ventilating fan with a capacity to provide at least two complete air exchanges each minute. The ventilating fan shall be located within 8" from the ceiling. No ductwork required. Owner will provide fan.

10. The bottom of the air intake vent shall be located 18" off the floor. Air intake vent should have an area of at least 1 square foot.

11. Wood gables and soffits to be ⅜" fir plywood. All fascia board to be fir.

12. Install 9" insulation in attic area. Attic will have a 2'x2' access hatch from inside well house.

13. All wood and blocks, interior and exterior, to receive one coat sealer, one coat primer, and one coat finish - each coat to be shaded differently so as to identify each application. Before each application, owner must be notified for inspection. Contractor to submit color chart for owner selection. Building construction and materials must comply with County Building requirements. Color to be selected by owner.

14. Building contractor will be required to seal and paint around piping after plumbing contractor has completed work. Contractor will coordinate with installation of wall piping done by others.

15. Contractor will be responsible for all federal, state and local permits required to perform work.

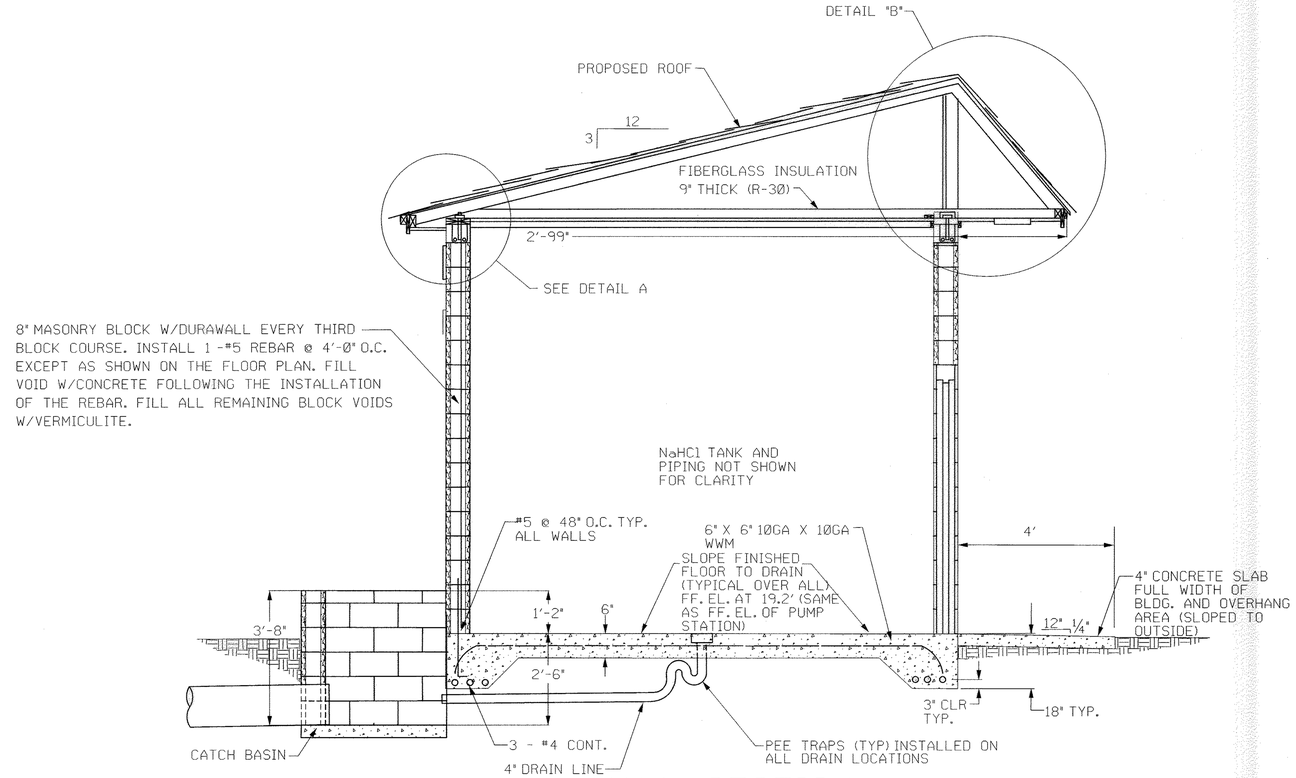

WALL SECTION

NTS

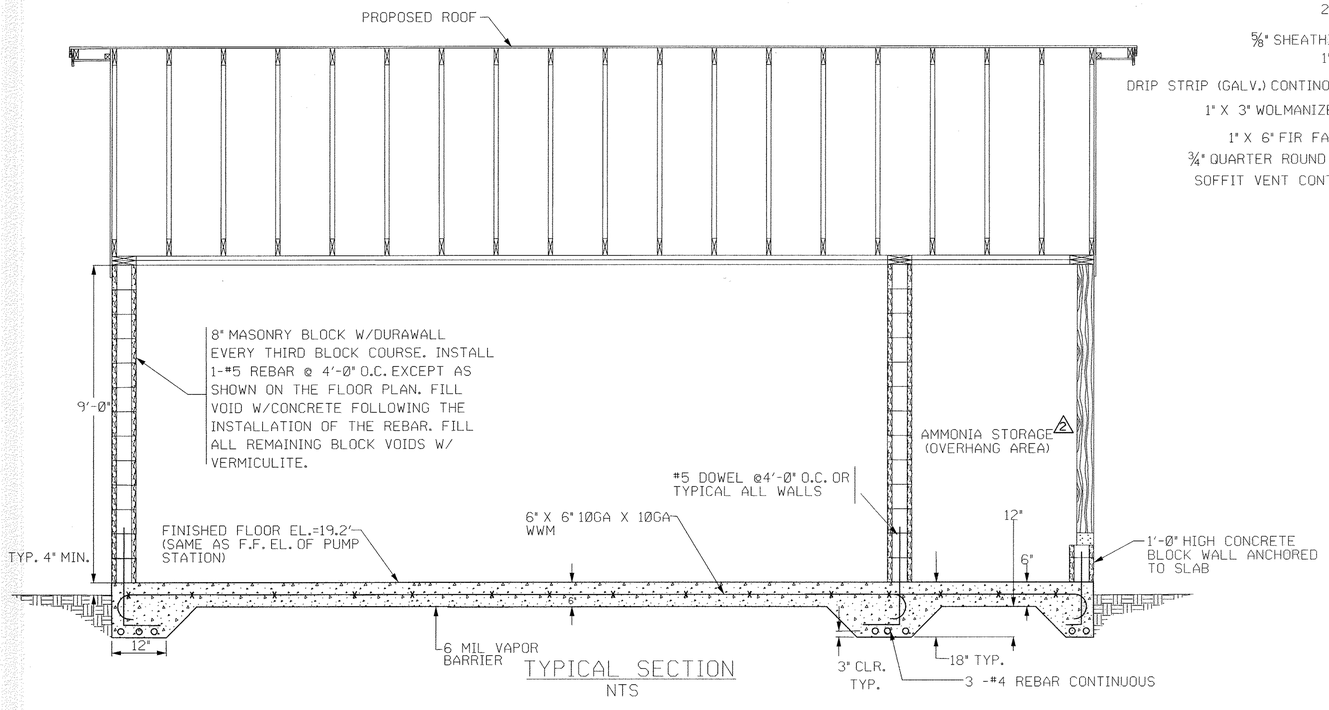

TYPICAL SECTION

NTS

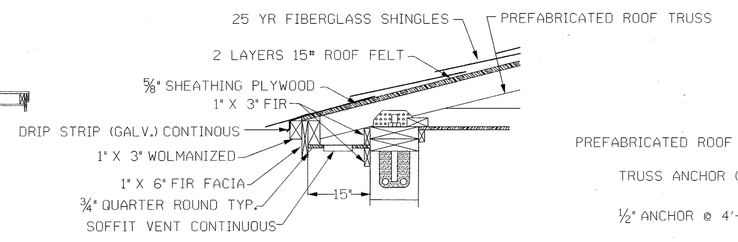

DETAIL "A"

NTS

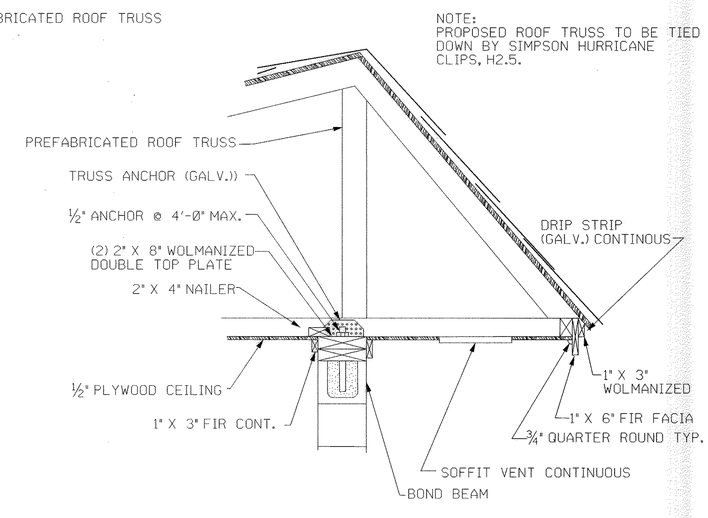

DETAIL "B"

NTS

THESE DRAWINGS REFLECT
AS-BUILT
CONDITIONS

REVIEWED BY: _____ INSPECTIONS DATE

REVIEWED BY: DRT ENGINEERING 7-24-12 DATE

GRAND STRAND WATER AND SEWER AUTHORITY

33-016-003/3-W

CONWAY RESERVOIR – WELL #90

REVISION	BY	DATE

GRAND STRAND WATER & SEWER AUTHORITY
170 JACKSON BLUFF RD.
P.O. BOX 2828
CONWAY, SC 29528-2388
(843) 347-4641 OR 448-1686
(843) 347-9680 FAX
E-MAIL: GSWSA.COM

CONWAY RESERVOIR – WELL #90
~~ASR~~ PROJECT
(GROUND WATER /SURFACE WATER BLEND)
[ON PITCH LANDING RD (S26-110)]
PROJ. #

SOUTH CAROLINA PROFESSIONAL ENGINEER No. 21255 CHRISTINA S. EVERETT

SC DHEC CONSTR. PERMIT # ISSUED:	
DATE: NOVEMBER 2006 A.D.	
SCALE: AS SHOWN	
FILENAME: conway_reservoir.dgn	
DRAWN BY	RAY THOMPKINS
CHECKED BY	DAVID STRICKLAND
APPROVED BY	
CHRISTINA S. EVERETT PE #21255	
SHEET 3 OF 3	
DWG #	

nway_reservoir.dgn Well house 7/23/2012 12:50:53 PM